

INTERNATIONAL BUS MACHINE CORP

ISIN: **US4592001014** WKN: **459200101**

Overview

2022/01/21 22:10:00

Price
129.35 USDDifference  -1.12% (-1.47)

General attributes

ISIN	US4592001014
Symbol	IBM
Exchange	NYSE
Currency	USD
Sector	IT-Technology
Security type	Stock
Market cap (m)	102,294 EUR
Benchmark	S&P 500

Market data

Bid (Bid size)	129.00 USD (200)
Ask (Ask size)	129.75 USD (300)
Open	131.65 USD
High	131.87 USD
Low	129.27 USD
Close (prev. day)	130.82 USD
VWAP	130.336655 USD
Volume (pcs)	5,906,950
Trading volume	770,005,322.95
Number of trades	76,303
Last size	-

Futures and Options

Related Futures	14
Related Options	-

PDF Downloads










Annual report: INTERNATIONAL BUS MACHINE CORP 

5Y



Information about previous performance does not guarantee future performance.
Source: FactSet

Recent research

on instrument	on sector	on market	
Date		Headline	Download
2022/01/17		Global Equity Ratings	
2022/01/17		Aktienempfehlungen Global	
2021/12/28		Aktienempfehlungen Global	
2021/12/28		Global Equity Ratings	
2021/12/09		Global Equity Ratings	

Details

2022/01/21 22:10:00

Price

129.35 USD

Difference ▼ -1.12% (-1.47)

General attributes

ISIN	US4592001014
Symbol	IBM
Exchange	NYSE
Currency	USD
Sector	IT-Technology
Security type	Stock
Market cap (m)	102,294 EUR
Benchmark	S&P 500

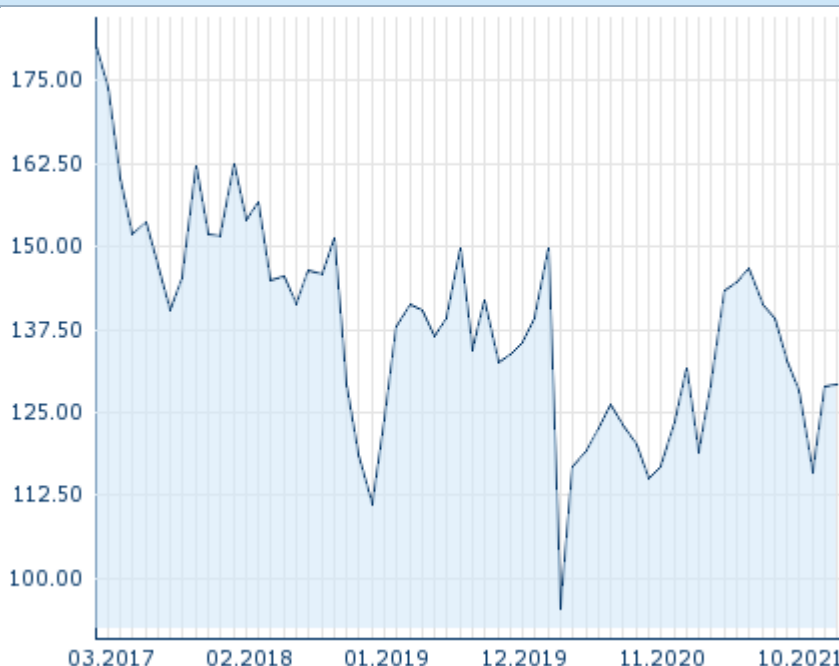
Market data

Bid (Bid size)	129.00 USD (200)
Ask (Ask size)	129.75 USD (300)
Open	131.65 USD
High	131.87 USD
Low	129.27 USD
Close (prev. day)	130.82 USD
VWAP	130.336655 USD
Volume (pcs)	5,906,950
Trading volume	770,005,322.95
Number of trades	76,303
Last size	-

Performance and Risk

	6M	1Y	3Y
Perf (%)	-4.72%	+5.31%	+4.64%
Perf (abs.)	-5.65	+5.75	+5.06
Beta	0.41	0.48	0.93
Volatility	22.59	24.10	30.04

5Y



Information about previous performance does not guarantee future performance.
Source: FactSet

Price data

Ø price 5 days Ø volume 5 days (pcs.)	131.78 USD (5,164,609)
Ø price 30 days Ø volume 30 days (pcs.)	130.99 USD (5,641,716)
Ø price 100 days Ø volume 100 days (pcs.)	130.72 USD (5,469,325)
Ø price 250 days Ø volume 250 days (pcs.)	134.46 USD (5,175,220)
YTD High date	142.20 USD (2022/01/05)
YTD Low date	127.97 USD (2022/01/11)
52 Weeks High date	152.84 USD (2021/06/10)
52 Weeks Low date	114.56 USD (2021/11/26)

All listings for INTERNATIONAL BUS MACHINE CORP

Exchange	Date	Time	Price	Trading volume (mio.)	Number of trades
Xetra	2022/01/21	17:35	115.85 EUR	0.83	141
Vienna Stock Exchange	2022/01/21	17:32	115.75 EUR	0.03	13
Tradegate	2022/01/21	22:26	114.05 EUR	2.09	232
Stuttgart	2022/01/21	21:31	114.05 EUR	0.04	9
SIX Swiss Exchange	2019/12/	17:35	133.00 CHF	0.00	1

	05						
SIX Swiss Exchange	2020/04/14	17:35	122.00	USD	0.00		1
NYSE	2022/01/21	22:10	129.35	USD	770.01		76,303
Munich	2022/01/21	20:48	114.70	EUR	0.05		4
London Stock Exchange	2022/01/21	17:35	118.95	USD	0.01		9
Hanover	2022/01/21	08:02	115.05	EUR	0.00		1
Hamburg	2022/01/21	08:02	115.05	EUR	0.00		1
Frankfurt	2022/01/21	16:50	115.65	EUR	0.28		18
Euronext Brussels	2022/01/06	15:54	135.90	USD	0.01		1
Duesseldorf	2022/01/21	18:00	115.20	EUR	0.00		11
Berlin	2022/01/21	09:28	115.80	EUR	0.01		2

Company profile

Company Logo



Contact Details

INTERNATIONAL BUSINESS MACHINES CORP.

--

1 New Orchard Road - 10504-1722 Armonk

Telefon: 1-914-499-1900

Fax: 1-914-765-6021

E-mail: infoibm@us.ibm.com

PDF Downloads

Annual report: INTERNATIONAL BUS MACHINE CORP 

Company Profile

International Business Machines Corp. is an information technology company, which provides integrated solutions that leverage information technology and knowledge of business processes. It operates through the following segments: Cloud and Cognitive Software, Global Business Services, Global Technology Services, Systems, and Global Financing. The Cloud and Cognitive Software segment provides integrated and secure cloud, data, and solutions to the clients. The Global Business Services segment provides clients with consulting, application management, and business process outsourcing services. The Global Technology Services segment provides comprehensive IT infrastructure and platform services that create business value for clients. The Systems segment provides clients with innovative infrastructure platforms to help meet the requirements of hybrid cloud and enterprise AI workload. The Global Financing segment provides client financing, commercial financing, and participates in the remanufacturing and remarketing of used equipment. The company was founded by Charles Ranlett Flint and Thomas J. Watson Sr. on June 16, 1911 and is headquartered in Armonk, NY.

Members of Management Board

Martha Pollack	Member of Board of Directors
Thomas Buberl	Member of Board of Directors
Alex Gorsky	Member of Board of Directors
Alfred Zollar	Member of Board of Directors
Andrew Liveris	Member of Board of Directors
David Farr	Member of Board of Directors
Frederick McNabb	Member of Board of Directors
Frederick Waddell	Member of Board of Directors
Joseph Swedish	Member of Board of Directors
Michael Eskew	Member of Board of Directors
Michelle Howard	Member of Board of Directors
Peter R. Voser	Member of Board of Directors
Arvind Krishna	Chairman of Managing Board
Darío Gil	Member of Executive Committee
Bridget A. van Kralingen	Member of Executive Committee
Carla Piñeyro Sublett	Member of Executive Committee
Frank Sedlarcik	Member of Executive Committee
Gary Cohn	Member of Executive

	Committee
Howard Boville	Member of Executive Committee
James J. Kavanaugh	Member of Executive Committee