

FACEBOOK INC.

ISIN:

US30303M1027

WKN: 30303M102

Overview

2021/02/25 20:59:31

Price

257.02 USD

Difference  -2.76% (-7.29)

General attributes

ISIN	US30303M1027
Symbol	FB
Exchange	Nasdaq
Currency	USD
Sector	IT-Technology
Security type	Stock
Market cap (m)	522,539 EUR
Benchmark	S&P 500

Market data

Bid (Bid size)	257.00 USD (200)
Ask (Ask size)	257.07 USD (200)
Open	262.30 USD
High	266.94 USD
Low	255.55 USD
Close (prev. day)	264.31 USD
VWAP	260.800102 USD
Volume (pcs)	13,000,241
Trading volume	3,389,169,911.01
Number of trades	196,866
Last size	100

Futures and Options

Related Futures	15
Related Options	-

PDF Downloads

Annual report: FACEBOOK INC. 

5Y











Information about previous performance does not guarantee future performance.
Source: FactSet

Erste Group related products on underlying

Product type	# products
Express bonds	2

Recent research

on instrument	on sector	on market	
Date		Headline	Download
2021/02/15		Global Equity Ratings	
2021/02/15		Aktienempfehlungen Global	
2021/02/04		Global Equity Ratings	
2021/02/04		Aktienempfehlungen Global	
2021/01/08		Global Equity Ratings	

Details

2021/02/25 20:59:31

Price

257.02 USD

Difference ▼ -2.76% (-7.29)

General attributes

ISIN	US30303M1027
Symbol	FB
Exchange	Nasdaq
Currency	USD
Sector	IT-Technology
Security type	Stock
Market cap (m)	522,539 EUR
Benchmark	S&P 500

Market data

Bid (Bid size)	257.00 USD (200)
Ask (Ask size)	257.07 USD (200)
Open	262.30 USD
High	266.94 USD
Low	255.55 USD
Close (prev. day)	264.31 USD
VWAP	260.800102 USD
Volume (pcs)	13,000,241
Trading volume	3,389,169,911.01
Number of trades	196,866
Last size	100

Performance and Risk

	6M	1Y	3Y
Perf (%)	-5.60%	+17.45%	+45.79%
Perf (abs.)	-12.90	+32.28	+68.25
Beta	1.33	0.99	1.07
Volatility	34.97	45.39	38.40

5Y



Information about previous performance does not guarantee future performance.
Source: FactSet

Price data

Ø price 5 days Ø volume 5 days (pcs.)	264.29 USD (19,193,455)
Ø price 30 days Ø volume 30 days (pcs.)	265.98 USD (20,357,999)
Ø price 100 days Ø volume 100 days (pcs.)	271.21 USD (18,997,433)
Ø price 250 days Ø volume 250 days (pcs.)	242.47 USD (23,088,893)
YTD High date	286.79 USD (2021/01/28)
YTD Low date	244.61 USD (2021/01/14)
52 Weeks High date	304.67 USD (2020/08/26)
52 Weeks Low date	137.10 USD (2020/03/18)

Erste Group related products on underlying

Product type	# products
Express bonds	2

All listings for FACEBOOK INC.

Exchange	Date	Time	Price	Trading volume (mio.)	Number of trades
Xetra	2021/02/25	17:35	213.70 EUR	2.31	404
Vienna Stock Exchange	2021/	17:32	213.75 EUR	0.04	11

	02/25					
Tradegate	2021/ 02/25	20:57	210.70	EUR	3.27	417
Stuttgart	2021/ 02/25	20:49	211.20	EUR	0.65	27
SIX Swiss Exchange	2020/ 04/22	17:35	210.00	CHF	0.00	1
SIX Swiss Exchange	2020/ 05/06	17:36	178.00	USD	0.00	1
Nasdaq	2021/ 02/25	20:59	257.00	USD	3,389.20	196,870
Munich	2021/ 02/25	18:27	211.20	EUR	0.00	3
London Stock Exchange	2021/ 02/25	17:35	261.55	USD	0.15	45
Hanover	2021/ 02/25	08:02	216.80	EUR	0.00	2
Hamburg	2021/ 02/25	18:55	209.90	EUR	0.02	5
Frankfurt	2021/ 02/25	19:19	211.25	EUR	1.18	39
Duesseldorf	2021/ 02/25	19:51	210.80	EUR	0.00	2
Borsa Italiana MTF Trading After Hours	2021/ 02/23	19:02	215.85	EUR	0.01	2
Borsa Italiana MTF Global Equity Market	2021/ 02/25	17:35	214.00	EUR	0.25	34
Berlin	2021/ 02/25	19:35	211.15	EUR	0.01	17

Company profile

Company Logo



Contact Details

FACEBOOK INC.

Deborah Crawford

Willow Road 1601 94025 Menlo Park,
California

Telefon: +1-650-618-7714

Fax: -

E-mail: investor@fb.com

PDF Downloads

Annual report: FACEBOOK INC. 

Company Profile

Facebook Inc. builds useful and engaging products that enable people to connect and share with friends and family through mobile devices, personal computers, virtual reality headsets, and in-home devices. The company also helps people discover and learn about what is going on in the world around them, enables people to share their opinions, ideas, photos and videos, and other activities with audiences ranging from their closest family members and friends to the public at large, and stay connected everywhere by accessing its products, including: Facebook, Instagram, Messenger, WhatsApp, Oculus.

Members of Management Board

Mark Zuckerberg	Chairman of Board of Directors
-----------------	--------------------------------

Tracey T. Travis	Member of Board of Directors
------------------	------------------------------

Sheryl Sandberg	Member of Board of Directors
-----------------	------------------------------

Robert M. Kimmitt	Member of Board of Directors
-------------------	------------------------------

Peter A. Thiel	Member of Board of Directors
----------------	------------------------------

Peggy Alford	Member of Board of Directors
--------------	------------------------------

Nancy Killefer	Member of Board of Directors
----------------	------------------------------

Marc L. Andreessen	Member of Board of Directors
--------------------	------------------------------

Andrew W. Houston	Member of Board of Directors
-------------------	------------------------------

Mark Zuckerberg	Chairman of Managing Board
-----------------	----------------------------

Sheryl K. Sandberg	Member of Executive Committee
--------------------	-------------------------------

Mike Schroepfer	Member of Executive Committee
-----------------	-------------------------------

Jennifer Newstead	Member of Executive Committee
-------------------	-------------------------------

David Wehner	Member of Executive Committee
--------------	-------------------------------

David Fischer	Member of Executive Committee
---------------	-------------------------------

Chris Cox	Member of Executive Committee
-----------	-------------------------------