

## BAIDU INC. SPON. ADR

ISIN: **US0567521085** WKN: **056752108**

## Overview

2023/03/24 21:00:00

Price  
156.27 USDDifference  3.55% (5.36)

## General attributes

|                |                              |
|----------------|------------------------------|
| ISIN           | US0567521085                 |
| Symbol         | BIDU                         |
| Exchange       | Nasdaq                       |
| Currency       | USD                          |
| Sector         | IT-Technology                |
| Security type  | Stock                        |
| Market cap (m) | 41,203 EUR                   |
| Benchmark      | MSCI WORLD INDEX (STRD, UHD) |

## Market data

|                   |                  |
|-------------------|------------------|
| Bid (Bid size)    | 157.20 USD (100) |
| Ask (Ask size)    | 157.75 USD (200) |
| Open              | 154.34 USD       |
| High              | 159.6499 USD     |
| Low               | 154.34 USD       |
| Close (prev. day) | 150.91 USD       |
| VWAP              | 157.213338 USD   |
| Volume (pcs)      | 5,371,086        |
| Trading volume    | 844,407,784.41   |
| Number of trades  | 77,584           |
| Last size         | 114,726          |

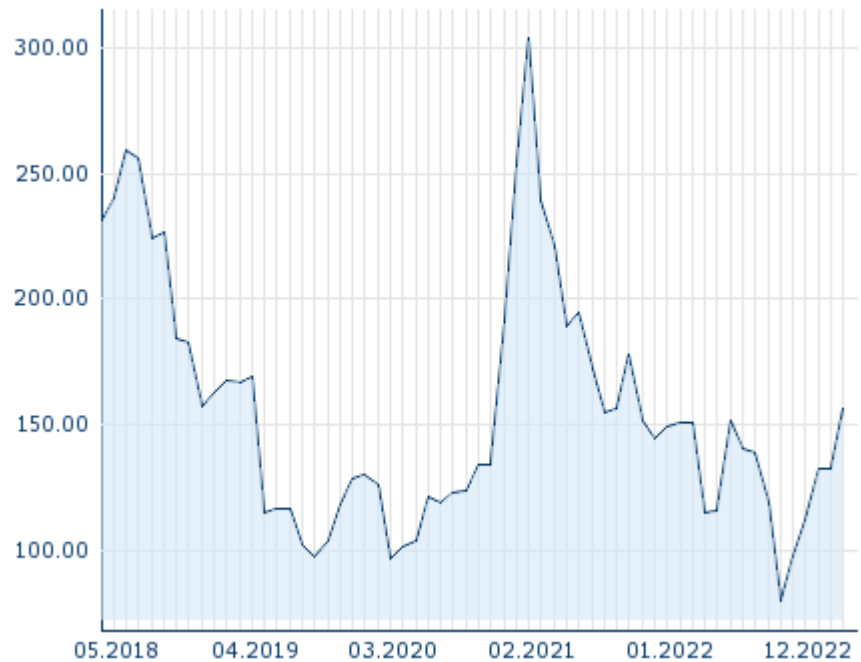
## Futures and Options

|                 |   |
|-----------------|---|
| Related Futures | - |
| Related Options | - |

## PDF Downloads











Annual report: BAIDU INC. SPON. ADR 

5Y



Information about previous performance does not guarantee future performance.  
Source: FactSet

## Recent research

| on instrument |   | on sector                 |   |
|---------------|---|---------------------------|---|
| Date          |   | Headline                  | Download  |
| 2023/03/16    |  | Global Equity Ratings     |  |
| 2023/03/16    |  | Aktienempfehlungen Global |  |
| 2023/03/10    |  | Global Equity Ratings     |  |
| 2023/03/10    |  | Aktienempfehlungen Global |  |
| 2023/02/27    |  | Global Equity Ratings     |  |

## Details

2023/03/24 21:00:00

## Price

156.27 USD

Difference ▲ 3.55% (5.36)

## General attributes

|                |                              |
|----------------|------------------------------|
| ISIN           | US0567521085                 |
| Symbol         | BIDU                         |
| Exchange       | Nasdaq                       |
| Currency       | USD                          |
| Sector         | IT-Technology                |
| Security type  | Stock                        |
| Market cap (m) | 41,203 EUR                   |
| Benchmark      | MSCI WORLD INDEX (STRD, UHD) |

## Market data

|                   |                  |
|-------------------|------------------|
| Bid (Bid size)    | 157.20 USD (100) |
| Ask (Ask size)    | 157.75 USD (200) |
| Open              | 154.34 USD       |
| High              | 159.6499 USD     |
| Low               | 154.34 USD       |
| Close (prev. day) | 150.91 USD       |
| VWAP              | 157.213338 USD   |
| Volume (pcs)      | 5,371,086        |
| Trading volume    | 844,407,784.41   |
| Number of trades  | 77,584           |
| Last size         | 114,726          |

## Performance and Risk

|             | 6M      | 1Y     | 3Y      |
|-------------|---------|--------|---------|
| Perf (%)    | +18.20% | +5.54% | +61.61% |
| Perf (abs.) | +22.30  | +7.60  | +55.20  |
| Beta        | 1.52    | 1.54   | 1.45    |
| Volatility  | 61.36   | 58.18  | 56.16   |



Information about previous performance does not guarantee future performance.

Source: FactSet

## Price data

|   |                         |
|---|-------------------------|
| Ø price 5 days   Ø volume 5 days (pcs.)     | 151.55 USD (3,786,099)  |
| Ø price 30 days   Ø volume 30 days (pcs.)   | 143.16 USD (4,355,721)  |
| Ø price 100 days   Ø volume 100 days (pcs.) | 124.12 USD (3,844,628)  |
| Ø price 250 days   Ø volume 250 days (pcs.) | 127.81 USD (3,378,235)  |
| YTD High   date                             | 160.88 USD (2023/02/07) |
| YTD Low   date                              | 118.04 USD (2023/01/03) |
| 52 Weeks High   date                        | 160.88 USD (2023/02/07) |
| 52 Weeks Low   date                         | 73.58 USD (2022/10/24)  |

## Arbitrage views

| Exchange <span style="font-size: small;">📍</span> | Date       | Time  | Price      | Trading volume (mio.) | Number of trades |
|---|------------|-------|------------|-----------------------|------------------|
| Vienna Stock Exchange                             | 2023/03/24 | 17:32 | 146.20 EUR | 0.00                  | 3                |
| Tradegate   | 2023/03/24 | 22:26 | 145.60 EUR | 1.39                  | 127              |
| Stuttgart   | 2023/03/24 | 14:31 | 144.40 EUR | 0.04                  | 7                |
| Singapore Exchange                                | 2017/09/11 | 06:04 | 175.00 USD | 0.00                  | 2                |
| SIX Swiss   | 2020/04/   | 17:35 | 105.00 CHF | 0.00                  | 1                |

|                       |            |       |             |        |  |        |
|-----------------------|------------|-------|-------------|--------|--|--------|
| Exchange              | 30         |       |             |        |  |        |
| Nasdaq                | 2023/03/24 | 21:00 | 156.27 USD  | 844.41 |  | 77,584 |
| Munich                | 2023/03/24 | 08:04 | 142.40 EUR  | 0.00   |  | 1      |
| London Stock Exchange | 2023/03/24 | 17:35 | 186.00 USD  | 0.01   |  | 9      |
| Hanover               | 2023/03/24 | 08:59 | 141.80 EUR  | 0.00   |  | 1      |
| Hamburg               | 2023/03/24 | 08:01 | 143.00 EUR  | 0.00   |  | 1      |
| Frankfurt             | 2023/03/24 | 18:48 | 145.60 EUR  | 0.21   |  | 20     |
| Duesseldorf           | 2023/03/24 | 08:10 | 142.80 EUR  | 0.00   |  | 1      |
| Berlin                | 2023/03/24 | 08:08 | 143.00 EUR  | 0.00   |  | 1      |
| BX Swiss              | 2023/02/28 | 18:00 | 129.474 CHF | 0.00   |  | 1      |

## Company profile

### Company Logo



### Contact Details

BAIDU INC.

--

Baidu Campus, No. 10 Shangdi, 10th Street  
- 100085 Beijing

Telefon: +86-10-5992-8888

Fax: +86-10-5992-0000

E-mail: -

### PDF Downloads

Annual report: BAIDU INC. SPON. ADR [↓](#)

### Company Profile

Baidu, Inc. engages in the provision of internet search and online marketing solutions. The firm's products and services include Baidu App, Baidu Search, Baidu Feed, Haokan, Quanmin, Baidu Post Bar, Baidu Knows, Baidu Encyclopedia, Baidu Input Method Editor or Baidu IME and Overseas Products. It operates through the following segments: Baidu Core and iQIYI. The Baidu Core segment provides search-based, feed-based, and other online marketing services. The iQiyi segment is an online entertainment service provider, which offers original, professionally produced and partner-generated content on its platform. The company was founded by Yanhong Li and Xu Yong on January 18, 2000 and is headquartered in Beijing, China.

### Members of Management Board

|              |                               |
|--------------|-------------------------------|
| Robin Li     | Chairman of Managing Board    |
| Dou Shen     | Member of Executive Committee |
| Haifeng Wang | Member of Executive Committee |
| Herman Yu    | Member of Executive Committee |
| Shanshan Cui | Member of Executive Committee |
| Victor Liang | Member of Executive Committee |

### Board of directors

|                  |                             |
|------------------|-----------------------------|
| Brent Callinicos | Member of Supervisory Board |
| Ji An Ding       | Member of Supervisory Board |
| Ji Xun Foo       | Member of Supervisory Board |
| Yuan Qing Yang   | Member of Supervisory Board |