

## ALIBABA GROUP HOLDING LTD. SP. ADR

ISIN: US01609W1027 WKN: 01609W102

## Overview

2022/01/26 22:10:00

## Price

113.37 USD

Difference  -4.84% (-5.77)

## General attributes

ISIN	US01609W1027
Symbol	BABA
Exchange	NYSE
Currency	USD
Sector	Commerce
Security type	Stock
Market cap (m)	285,245 EUR
Benchmark	MSCI WORLD INDEX (STRD, UHD)

## Market data

Bid (Bid size)	113.75 USD (100)
Ask (Ask size)	113.79 USD (200)
Open	120.93 USD
High	120.93 USD
Low	112.9624 USD
Close (prev. day)	119.14 USD
VWAP	115.866341 USD
Volume (pcs)	27,513,215
Trading volume	3,188,224,622.95
Number of trades	315,142
Last size	-

## Futures and Options

Related Futures	15
Related Options	-

## PDF Downloads











Annual report: ALIBABA GROUP HOLDING LTD. SP. ADR 

5Y



Information about previous performance does not guarantee future performance.  
Source: FactSet

## Recent research

on instrument		on sector	
Date		Headline	Download
2022/01/17		Global Equity Ratings	
2022/01/17		Aktienempfehlungen Global	
2021/12/28		Aktienempfehlungen Global	
2021/12/28		Global Equity Ratings	
2021/12/09		Global Equity Ratings	

## Details

2022/01/26 22:10:00

## Price

113.37 USD

Difference ▼ -4.84% (-5.77)

## General attributes

ISIN	US01609W1027
Symbol	BABA
Exchange	NYSE
Currency	USD
Sector	Commerce
Security type	Stock
Market cap (m)	285,245 EUR
Benchmark	MSCI WORLD INDEX (STRD, UHD)

## Market data

Bid (Bid size)	113.75 USD (100)
Ask (Ask size)	113.79 USD (200)
Open	120.93 USD
High	120.93 USD
Low	112.9624 USD
Close (prev. day)	119.14 USD
VWAP	115.866341 USD
Volume (pcs)	27,513,215
Trading volume	3,188,224,622.95
Number of trades	315,142
Last size	-

## Performance and Risk

	6M	1Y	3Y
Perf (%)	-37.91%	-53.72%	-27.70%
Perf (abs.)	-61.60	-117.10	-38.65
Beta	1.37	1.12	0.90
Volatility	51.78	43.66	39.89

5Y



Information about previous performance does not guarantee future performance.  
Source: FactSet

## Price data

Ø price 5 days   Ø volume 5 days (pcs.)	121.43 USD (26,662,258)
Ø price 30 days   Ø volume 30 days (pcs.)	123.10 USD (24,156,878)
Ø price 100 days   Ø volume 100 days (pcs.)	144.62 USD (23,490,100)
Ø price 250 days   Ø volume 250 days (pcs.)	189.66 USD (20,652,850)
YTD High   date	138.70 USD (2022/01/12)
YTD Low   date	112.96 USD (2022/01/26)
52 Weeks High   date	274.29 USD (2021/02/16)
52 Weeks Low   date	108.70 USD (2021/12/03)

## Arbitrage views

Exchange	Date	Time	Price	Trading volume (mio.)	Number of trades
Xetra	2022/01/27	09:06	99.50 EUR	0.92	169
Vienna Stock Exchange	2022/01/26	15:57	104.50 EUR	0.01	2
Tradegate	2022/01/27	09:06	99.80 EUR	2.08	135
Stuttgart	2022/01/27	09:03	99.80 EUR	0.07	4
SIX Swiss Exchange	2020/05/	17:36	220.00 CHF	0.00	1

	05						
SIX Swiss Exchange	2020/02/ 24	17:36	169.10 USD	0.00			1
NYSE	2022/01/ 26	22:10	113.37 USD	3,188.22			315,142
Munich	2022/01/ 26	20:23	102.40 EUR	0.01			5
London Stock Exchange	2022/01/ 26	17:35	116.95 USD	0.00			73
Hanover	2022/01/ 27	08:12	99.70 EUR	0.00			1
Hamburg	2022/01/ 27	08:05	99.40 EUR	0.00			2
Frankfurt	2022/01/ 27	08:52	100.00 EUR	0.16			5
Duesseldorf	2022/01/ 27	09:00	99.25 EUR	0.00			3
Berlin	2022/01/ 27	08:16	99.85 EUR	0.01			2

## Company profile

### Company Logo



### Contact Details

ALIBABA GROUP HOLDING LTD.

--

699 Wang Shang Road - 310052 Hangzhou

Telefon: 86-571-8502-2088

Fax: 86-571-8981-5505

E-mail: alibaba@service.alibaba.com

### PDF Downloads

Annual report: ALIBABA GROUP HOLDING LTD. SP. ADR



### Company Profile

Alibaba Group Holding Ltd. engages in providing online and mobile marketplaces in retail and wholesale trade. It operates through the following business segments: Core Commerce; Cloud Computing; Digital Media & Entertainment; and Innovation Initiatives and Others. The Core Commerce segment comprises of platforms operating in retail and wholesale. The Cloud Computing segment consists of Alibaba Cloud, which offers elastic computing, database, storage and content delivery network, large scale computing, security, management and application, big data analytics, a machine learning platform, and other services provide for enterprises of different sizes across various industries. The Digital Media & Entertainment segment relates to the Youku Tudou and UC Browser business. The Innovation Initiatives and Others segment includes businesses such as AutoNavi, DingTalk, Tmall Genie, and others. The company was founded by Chung Tsai and Yun Ma on June 28, 1999 and is headquartered in Hangzhou, China.

### Members of Management Board

Daniel Yong Zhang	Chairman of Managing Board
Daniel Yong Zhang	Chairman of Managing Board
Chris Tung	Member of Executive Committee
Chris Tung	Member of Executive Committee
Fan Jiang	Member of Executive Committee
Fan Jiang	Member of Executive Committee
J. Michael Evans	Member of Executive Committee
J. Michael Evans	Member of Executive Committee
Jeff Zhang	Member of Executive Committee
Jeff Zhang	Member of Executive Committee
Jessie Zheng	Member of Executive Committee
Jessie Zheng	Member of Executive Committee
Joseph C. Tsai	Member of Executive Committee
Joseph C. Tsai	Member of Executive Committee
Judy Tong	Member of Executive Committee
Judy Tong	Member of Executive Committee
Li Cheng	Member of Executive Committee
Li Cheng	Member of Executive Committee
Luyuan Fan	Member of Executive

### Board of directors

Chee Hwa Tung	Member of Supervisory Board
Chih Yuan Yang	Member of Supervisory Board
Chung Hsin Tsai	Member of Supervisory Board
Erik Börje Ekholm	Member of Supervisory Board
John Michael Evans	Member of Supervisory Board
Kabir Misra	Member of Supervisory Board
Teh Ming Kwauk	Member of Supervisory Board
Wan Ling Martello	Member of Supervisory Board
Wei Wu	Member of Supervisory Board

	Committee
Luyuan Fan	Member of Executive Committee