

## EQUINOR ASA

ISIN:

NO0010096985

WKN: -

## Overview

2021/04/20 16:20:00

Price

162.57 NOK

Difference  -2.14% (-3.55)

## General attributes

ISIN	NO0010096985
Symbol	EQNR
Exchange	London Stock Exchange European Trade Reporting
Currency	NOK
Sector	Energy / Commodities
Security type	Stock
Market cap (m)	53,026 EUR
Benchmark	NORWAY OSLO BORS ALL SHARE(TRG)

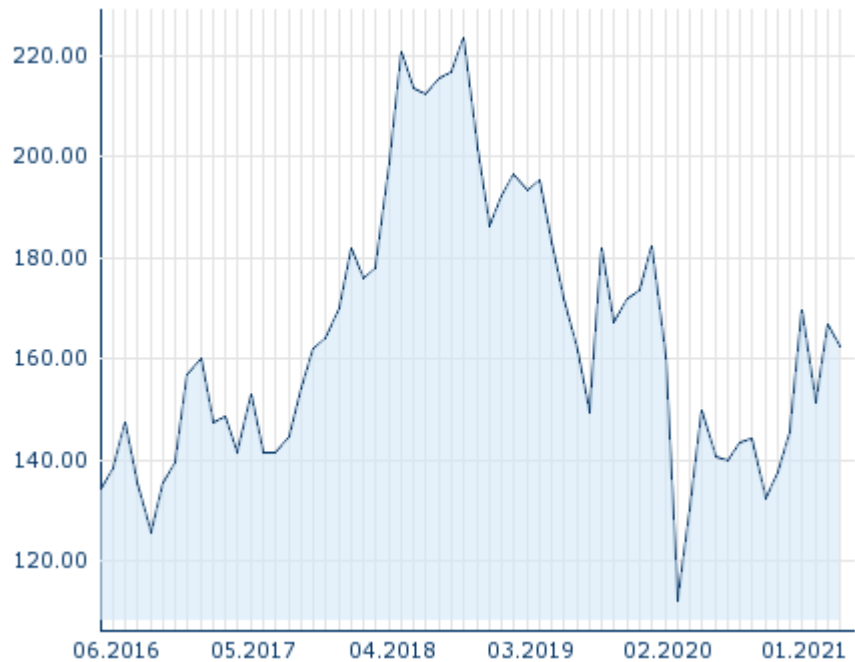
## Market data

Bid (Bid size)	159.32 NOK (25,000)
Ask (Ask size)	165.82 NOK (25,000)
Open	165.91 NOK
High	166.1047 NOK
Low	166.1047 NOK
Close (prev. day)	166.12 NOK
VWAP	166.1047 NOK
Volume (pcs)	25,397
Trading volume	4,152,617.50
Number of trades	3
Last size	-

## Futures and Options











Related Futures	51
Related Options	-

5Y



Information about previous performance does not guarantee future performance.  
Source: FactSet

## Recent research

on instrument		on sector	
Date		Headline	Download
2021/04/08		Global Equity Ratings	
2021/04/08		Aktienempfehlungen Global	
2021/04/01		Global Equity Ratings	
2021/04/01		Aktienempfehlungen Global	
2021/03/03		Global Equity Ratings	

## Details

2021/04/20 16:20:00

## Price

162.57 NOK

Difference  -2.14% (-3.55)

## General attributes

ISIN	NO0010096985
Symbol	EQNR
Exchange	London Stock Exchange European Trade Reporting
Currency	NOK
Sector	Energy / Commodities
Security type	Stock
Market cap (m)	53,026 EUR
Benchmark	NORWAY OSLO BORS ALL SHARE(TRG)

## Market data

Bid (Bid size)	159.32 NOK (25,000)
Ask (Ask size)	165.82 NOK (25,000)
Open	165.91 NOK
High	166.1047 NOK
Low	166.1047 NOK
Close (prev. day)	166.12 NOK
VWAP	166.1047 NOK
Volume (pcs)	25,397
Trading volume	4,152,617.50
Number of trades	3
Last size	-

## Performance and Risk

	6M	1Y	3Y
Perf (%)	+32.42%	+39.63%	-23.06%
Perf (abs.)	+3.93	+4.55	-4.81
Beta	1.45	1.42	1.37
Volatility	35.52	36.70	40.14

5Y



Information about previous performance does not guarantee future performance.  
Source: FactSet

## Price data

Ø price 5 days   Ø volume 5 days (pcs.)	165.02 NOK (5,132)
Ø price 30 days   Ø volume 30 days (pcs.)	168.04 NOK (2,240)
Ø price 100 days   Ø volume 100 days (pcs.)	158.30 NOK (133,264)
Ø price 250 days   Ø volume 250 days (pcs.)	146.88 NOK (420,855)
YTD High   date	175.30 NOK (2021/03/12)
YTD Low   date	144.48 NOK (2021/01/05)
52 Weeks High   date	175.30 NOK (2021/03/12)
52 Weeks Low   date	118.34 NOK (2020/10/29)

## All listings for EQUINOR ASA

Exchange 	Date	Time	Price	Trading volume (mio.)	Number of trades
Tradegate	2021/04/20	22:26	16.03 EUR	0.51	67
Stuttgart	2021/04/20	20:25	16.01 EUR	0.02	9
Munich	2021/04/20	08:06	16.55 EUR	0.00	1
London Stock Exchange European Trade Reporting	2021/04/20	16:20	162.57 NOK	4.15	3
Hanover	2021/04/20	08:02	16.52 EUR	0.00	1

	04/20					
Hamburg	2021/ 04/20	08:02	16.52 EUR	0.00		1
Frankfurt	2021/ 04/20	18:11	16.108 EUR	0.09		14
First North Stockholm	2021/ 04/19	13:37	164.00 NOK	0.01		1
FINRA other OTC Issues	2021/ 04/19	16:52	19.825 USD	0.00		1
Duesseldorf	2021/ 04/20	19:30	16.026 EUR	0.00		15
Berlin	2021/ 04/20	08:06	16.524 EUR	0.00		1

## Company profile

### Company Logo



### Company Profile

-

### Contact Details

EQUINOR ASA

--

Forusbeen 50 4035 Stavanger

Telefon: +47 51990000

Fax: +47 51990050

E-mail: -