

## EQUINOR ASA

ISIN:

NO0010096985

WKN: -

## Overview

2021/03/08 09:00:23

Price

174.525 NOK

Difference  0.35% (0.60)

## General attributes

ISIN NO0010096985

Symbol EQNR

Exchange London Stock Exchange  
European Trade Reporting

Currency NOK

Sector Energy / Commodities

Security type Stock

Market cap (m) 55,570 EUR

Benchmark NORWAY OSLO BORS ALL  
SHARE(TRG)

## Market data

Bid (Bid size) 167.70 NOK (25,000)

Ask (Ask size) 174.50 NOK (25,000)

Open 174.525 NOK

High 174.525 NOK

Low 174.525 NOK

Close (prev. day) 173.925 NOK

VWAP 165.9773 NOK

Volume (pcs) 1,109

Trading volume -

Number of trades 3

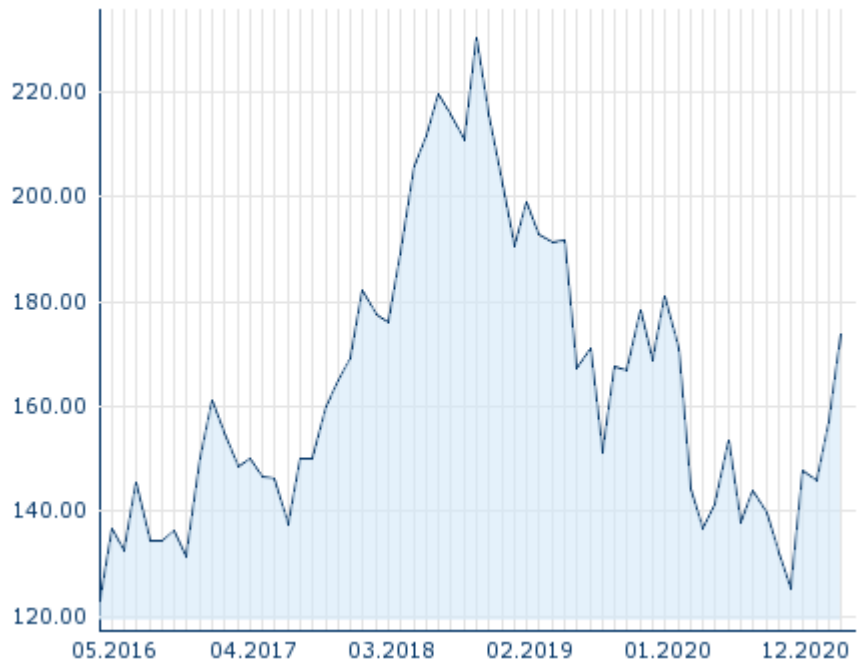
Last size -

## Futures and Options

Related Futures 52

Related Options -











5Y



Information about previous performance does not guarantee future performance.

Source: FactSet

## Recent research

on instrument		on sector	
Date		Headline	Download
2021/03/03		Global Equity Ratings	
2021/03/03		Aktienempfehlungen Global	
2021/02/15		Global Equity Ratings	
2021/02/15		Aktienempfehlungen Global	
2021/02/04		Global Equity Ratings	

## Details

2021/03/08 09:00:23

## Price

174.525 NOK

Difference ▲ 0.35% (0.60)

## General attributes

ISIN	NO0010096985
Symbol	EQNR
Exchange	London Stock Exchange European Trade Reporting
Currency	NOK
Sector	Energy / Commodities
Security type	Stock
Market cap (m)	55,570 EUR
Benchmark	NORWAY OSLO BORS ALL SHARE(TRG)

## Market data

Bid (Bid size)	167.70 NOK (25,000)
Ask (Ask size)	174.50 NOK (25,000)
Open	174.525 NOK
High	174.525 NOK
Low	174.525 NOK
Close (prev. day)	173.925 NOK
VWAP	165.9773 NOK
Volume (pcs)	1,109
Trading volume	-
Number of trades	3
Last size	-

## Performance and Risk

	6M	1Y	3Y
Perf (%)	+29.35%	+22.08%	-8.53%
Perf (abs.)	+3.85	+3.07	-1.58
Beta	1.43	1.38	1.37
Volatility	36.60	59.05	39.99

5Y



Information about previous performance does not guarantee future performance.  
Source: FactSet

## Price data

Ø price 5 days   Ø volume 5 days (pcs.)	167.055 NOK (26,416)
Ø price 30 days   Ø volume 30 days (pcs.)	158.787 NOK (416,001)
Ø price 100 days   Ø volume 100 days (pcs.)	147.400 NOK (300,591)
Ø price 250 days   Ø volume 250 days (pcs.)	141.393 NOK (451,019)
YTD High   date	173.925 NOK (2021/03/05)
YTD Low   date	144.475 NOK (2021/01/05)
52 Weeks High   date	173.925 NOK (2021/03/05)
52 Weeks Low   date	95.710 NOK (2020/03/16)

## All listings for EQUINOR ASA

Exchange <span style="font-size: small;">☒</span>	Date	Time	Price	Trading volume (mio.)	Number of trades
Tradegate	2021/03/08	13:55	16.78 EUR	0.53	66
Stuttgart	2021/03/08	12:01	16.85 EUR	0.03	10
Munich	2021/03/08	11:19	16.88 EUR	0.00	3
London Stock Exchange European Trade Reporting	2021/03/08	09:00	174.525 NOK	0.00	3

Hanover	2021/ 03/08	11:37	16.905 EUR	0.00	2
Hamburg	2021/ 03/08	08:02	16.99 EUR	0.00	1
Frankfurt	2021/ 03/08	13:21	16.84 EUR	0.11	16
First North Stockholm	2021/ 03/08	11:17	171.95 NOK	0.05	3
FINRA other OTC Issues	2021/ 03/05	18:26	20.35 USD	0.06	5
Euronext Oslo	2021/ 03/05	16:28	173.70 NOK	901.25	15,142
Duesseldorf	2021/ 03/08	13:30	16.78 EUR	0.00	10
Berlin	2021/ 03/08	08:11	16.965 EUR	0.00	1

## Company profile

### Company Logo



### Company Profile

-

### Contact Details

EQUINOR ASA

--

Forusbeen 50 4035 Stavanger

Telefon: +47 51990000

Fax: +47 51990050

E-mail: -