

## EQUINOR ASA

ISIN:

NO0010096985

WKN: -

## Overview

2021/02/26 16:20:00

Price

164.275 NOK

Difference  -3.48% (-5.93)

## General attributes

ISIN	NO0010096985
Symbol	EQNR
Exchange	London Stock Exchange European Trade Reporting
Currency	NOK
Sector	Energy / Commodities
Security type	Stock
Market cap (m)	50,872 EUR
Benchmark	NORWAY OSLO BORS ALL SHARE(TRG)

## Market data

Bid (Bid size)	161.00 NOK (25,000)
Ask (Ask size)	167.55 NOK (25,000)
Open	167.70 NOK
High	168.30 NOK
Low	168.30 NOK
Close (prev. day)	170.20 NOK
VWAP	168.30 NOK
Volume (pcs)	775
Trading volume	60,588.00
Number of trades	5
Last size	-

## Futures and Options











Related Futures	51
Related Options	-

5Y



Information about previous performance does not guarantee future performance.  
Source: FactSet

## Recent research

on instrument		on sector	
Date		Headline	Download
2021/02/15		Global Equity Ratings	
2021/02/15		Aktienempfehlungen Global	
2021/02/04		Global Equity Ratings	
2021/02/04		Aktienempfehlungen Global	
2021/01/08		Global Equity Ratings	

## Details

2021/02/26 16:20:00

## Price

164.275 NOK

Difference  -3.48% (-5.93)

## General attributes

ISIN	NO0010096985
Symbol	EQNR
Exchange	London Stock Exchange European Trade Reporting
Currency	NOK
Sector	Energy / Commodities
Security type	Stock
Market cap (m)	50,872 EUR
Benchmark	NORWAY OSLO BORS ALL SHARE(TRG)

## Market data

Bid (Bid size)	161.00 NOK (25,000)
Ask (Ask size)	167.55 NOK (25,000)
Open	167.70 NOK
High	168.30 NOK
Low	168.30 NOK
Close (prev. day)	170.20 NOK
VWAP	168.30 NOK
Volume (pcs)	775
Trading volume	60,588.00
Number of trades	5
Last size	-

## Performance and Risk

	6M	1Y	3Y
Perf (%)	+14.85%	+6.91%	-17.15%
Perf (abs.)	+2.02	+1.01	-3.24
Beta	1.42	1.36	1.37
Volatility	36.26	59.32	39.93

5Y



Information about previous performance does not guarantee future performance.  
Source: FactSet

## Price data

Ø price 5 days   Ø volume 5 days (pcs.)	162.665 NOK (1,169)
Ø price 30 days   Ø volume 30 days (pcs.)	158.772 NOK (411,906)
Ø price 100 days   Ø volume 100 days (pcs.)	145.780 NOK (311,146)
Ø price 250 days   Ø volume 250 days (pcs.)	140.670 NOK (452,148)
YTD High   date	170.200 NOK (2021/02/25)
YTD Low   date	144.475 NOK (2021/01/05)
52 Weeks High   date	170.200 NOK (2021/02/25)
52 Weeks Low   date	95.710 NOK (2020/03/16)

## Arbitrage views

Exchange 	Date	Time	Price	Trading volume (mio.)	Number of trades
Tradegate	2021/02/26	22:26	15.715 EUR	1.01	100
Stuttgart	2021/02/26	15:46	15.88 EUR	0.01	9
Munich	2021/02/26	15:45	15.875 EUR	0.00	4
London Stock Exchange European Trade Reporting	2021/02/26	16:20	164.275 NOK	0.06	5

Hanover	2021/ 02/26	09:24	16.225 EUR	0.00	2
Hamburg	2021/ 02/26	08:04	16.23 EUR	0.00	1
Frankfurt	2021/ 02/26	17:29	15.625 EUR	0.08	14
First North Stockholm	2021/ 02/24	15:30	161.50 NOK	0.01	3
FINRA other OTC Issues	2021/ 02/26	21:53	19.03 USD	3.97	8
Euronext Oslo	2021/ 02/26	16:28	163.25 NOK	811.02	12,529
Duesseldorf	2021/ 02/26	08:20	16.235 EUR	0.00	1
Berlin	2021/ 02/26	14:56	15.945 EUR	0.01	3

## Company profile

### Company Logo



### Company Profile

-

### Contact Details

EQUINOR ASA

--

Forusbeen 50 4035 Stavanger

Telefon: +47 51990000

Fax: +47 51990050

E-mail: -