

# TENCENT HOLDINGS LTD

15 minutes delayed

ISIN: **KYG875721634** WKN:

## Overview

2021/04/21 10:08:08 15 minutes delayed

Price

609.00 HKD

Difference  -2.17% (-13.50)

### General attributes

ISIN KYG875721634

Symbol 700

Exchange Hong Kong Stock Exchange

Currency HKD

Sector Technology

Security type Stock

Market cap (m) 625,688 EUR

Benchmark HANG SENG INDEX

### Market data

Bid (Bid size) -

Ask (Ask size) -

Open 614.50 HKD

High 616.00 HKD

Low 608.00 HKD

Close (prev. day) 622.50 HKD

VWAP 611.009335 HKD

Volume (pcs) -

Trading volume -

Number of trades -

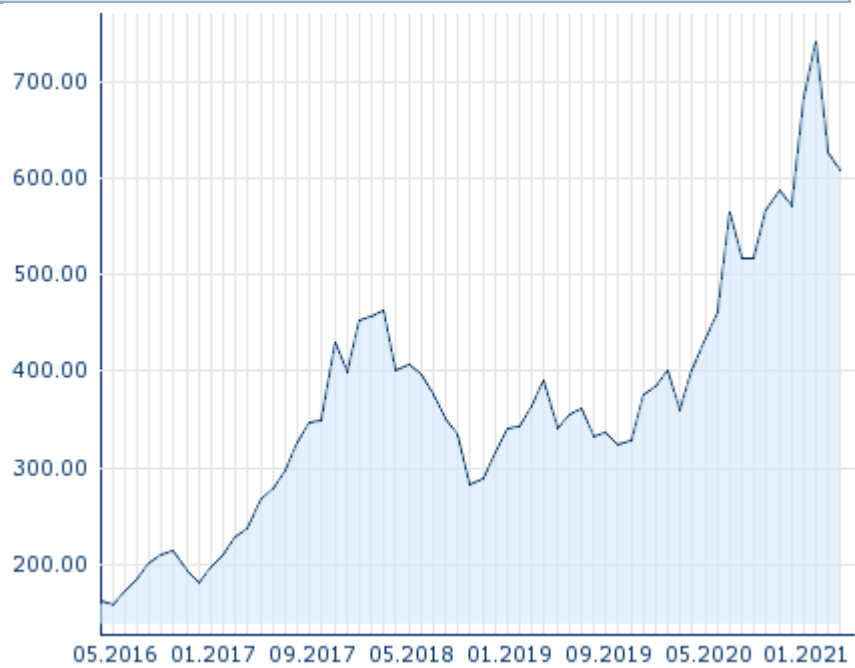
Last size -

### Futures and Options

Related Futures -

Related Options -

5Y







Information about previous performance does not guarantee future performance.  
Source: FactSet

### Recent research

on instrument

on sector

Date	Headline	Download
2021/04/08	 Global Equity Ratings	
2021/04/08	 Aktienempfehlungen Global	
2021/04/01	 Global Equity Ratings	
2021/04/01	 Aktienempfehlungen Global	
2021/03/03	 Global Equity Ratings	

## Details

2021/04/21 10:08:08 15 minutes delayed

## Price

609.00 HKD

Difference ▼ -2.17% (-13.50)

## General attributes

ISIN	KYG875721634
Symbol	700
Exchange	Hong Kong Stock Exchange
Currency	HKD
Sector	Technology
Security type	Stock
Market cap (m)	625,688 EUR
Benchmark	HANG SENG INDEX

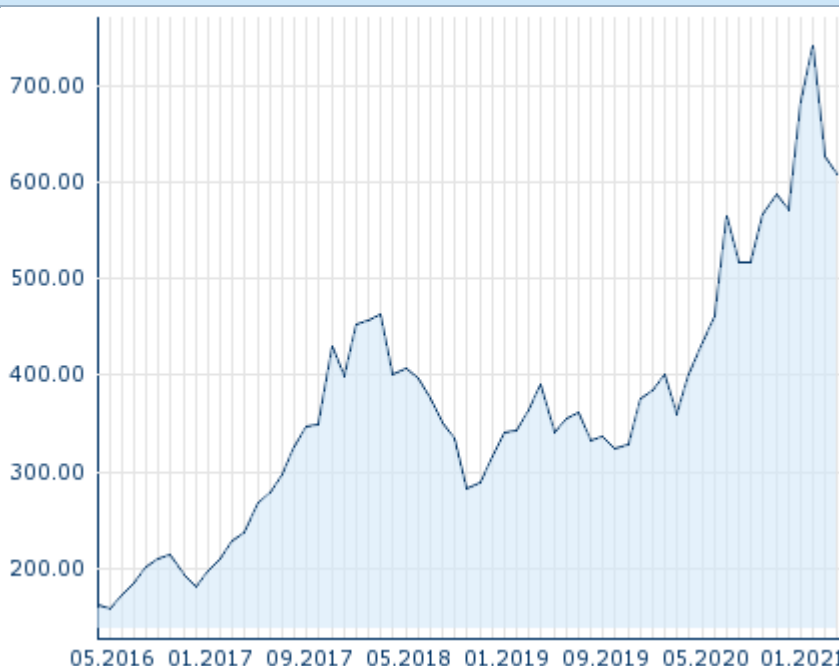
## Market data

Bid (Bid size)	-
Ask (Ask size)	-
Open	614.50 HKD
High	616.00 HKD
Low	608.00 HKD
Close (prev. day)	622.50 HKD
VWAP	611.009335 HKD
Volume (pcs)	-
Trading volume	-
Number of trades	-
Last size	-

## Performance and Risk

	6M	1Y	3Y
Perf (%)	+5.90%	+35.12%	+59.15%
Perf (abs.)	+3.65	+17.03	+24.35
Beta	1.43	1.30	1.28
Volatility	43.91	39.48	37.83

5Y



## Price data

Ø price 5 days   Ø volume 5 days (pcs.)	622.10 HKD (-)
Ø price 30 days   Ø volume 30 days (pcs.)	628.33 HKD (-)
Ø price 100 days   Ø volume 100 days (pcs.)	637.31 HKD (-)
Ø price 250 days   Ø volume 250 days (pcs.)	558.54 HKD (-)
YTD High   date	775.50 HKD (2021/02/18)
YTD Low   date	557.50 HKD (2021/01/04)
52 Weeks High   date	775.50 HKD (2021/02/18)
52 Weeks Low   date	396.00 HKD (2020/04/22)

## All listings for TENCENT HOLDINGS LTD

Exchange	Date	Time	Price	Trading volume (mio.)	Number of trades
Vienna Stock Exchange	2021/04/21	17:32	66.11 EUR	0.00	3
Tradegate	2021/04/21	21:02	66.50 EUR	2.33	317
Stuttgart	2021/04/21	18:04	66.19 EUR	0.01	9
Munich	2021/04/21	18:29	66.35 EUR	0.01	3
Hong Kong Stock	2021/04/21	10:08	609.00 HKD	-	-

Exchange	21					
Hanover	2021/04/ 21	08:11	65.02	EUR	0.00	2
Hamburg	2021/04/ 21	19:32	66.27	EUR	0.01	3
Frankfurt	2021/04/ 21	19:48	66.29	EUR	0.72	108
FINRA other OTC Issues	2021/04/ 21	20:16	79.52	USD	1.37	46
Duesseldorf	2021/04/ 21	19:30	66.15	EUR	0.00	25
Berlin	2021/04/ 21	15:32	65.60	EUR	0.01	4

## Company profile

### Company Logo



### Company Profile

#### Contact Details

TENCENT HOLDINGS

--

Floor 3-10, Fiyta building, Gaoxinnanyi Avenue, Southern District of Hi-tech Park - 518057 Shenzhen

Telefon: +86 755 8601 3388

Fax: +86 755 8601 3399

E-mail: [ir@tencent.com](mailto:ir@tencent.com)