

TENCENT HOLDINGS LTD

15 minutes delayed

ISIN: **KYG875721634** WKN:

Overview

2021/02/25 09:08:18 15 minutes delayed

Price

691.50 HKD

Difference  0.66% (4.50)

General attributes

ISIN KYG875721634

Symbol 700

Exchange Hong Kong Stock Exchange

Currency HKD

Sector Technology

Security type Stock

Market cap (m) 703,004 EUR

Benchmark HANG SENG INDEX

Market data

Bid (Bid size) -

Ask (Ask size) -

Open 700.00 HKD

High 717.00 HKD

Low 691.50 HKD

Close (prev. day) 687.00 HKD

VWAP 701.138215 HKD

Volume (pcs) -

Trading volume -

Number of trades -

Last size -

Futures and Options

Related Futures -

Related Options -

5Y













Information about previous performance does not guarantee future performance.

Source: FactSet

Recent research

on instrument

on sector

Date	Headline	Download
2021/02/15	 Global Equity Ratings	
2021/02/15	 Aktienempfehlungen Global	
2021/02/04	 Global Equity Ratings	
2021/02/04	 Aktienempfehlungen Global	
2021/01/08	 Global Equity Ratings	

Details

2021/02/25 09:08:18 15 minutes delayed

Price

691.50 HKD

Difference ▲ 0.66% (4.50)

General attributes

ISIN	KYG875721634
Symbol	700
Exchange	Hong Kong Stock Exchange
Currency	HKD
Sector	Technology
Security type	Stock
Market cap (m)	703,004 EUR
Benchmark	HANG SENG INDEX

Market data

Bid (Bid size)	-
Ask (Ask size)	-
Open	700.00 HKD
High	717.00 HKD
Low	691.50 HKD
Close (prev. day)	687.00 HKD
VWAP	701.138215 HKD
Volume (pcs)	-
Trading volume	-
Number of trades	-
Last size	-

Performance and Risk

	6M	1Y	3Y
Perf (%)	+23.27%	+60.37%	+53.94%
Perf (abs.)	+13.85	+27.62	+25.71
Beta	1.31	1.13	1.28
Volatility	38.24	43.94	37.56

5Y



Information about previous performance does not guarantee future performance.
Source: FactSet

Price data

Ø price 5 days Ø volume 5 days (pcs.)	708.00 HKD (-)
Ø price 30 days Ø volume 30 days (pcs.)	707.02 HKD (-)
Ø price 100 days Ø volume 100 days (pcs.)	613.39 HKD (-)
Ø price 250 days Ø volume 250 days (pcs.)	521.07 HKD (-)
YTD High date	775.50 HKD (2021/02/18)
YTD Low date	557.50 HKD (2021/01/04)
52 Weeks High date	775.50 HKD (2021/02/18)
52 Weeks Low date	325.20 HKD (2020/03/19)

All listings for TENCENT HOLDINGS LTD

Exchange	Date	Time	Price	Trading volume (mio.)	Number of trades
Vienna Stock Exchange	2021/02/25	09:05	73.54 EUR	0.00	1
Tradegate	2021/02/25	14:49	73.38 EUR	1.63	232
Stuttgart	2021/02/25	13:07	73.28 EUR	0.03	10
Munich	2021/02/25	11:53	73.63 EUR	0.03	4
Hong Kong Stock	2021/02/25	09:08	691.50 HKD	-	-

Exchange	25					
Hanover	2021/02/ 25	08:02	73.87	EUR	0.00	1
Hamburg	2021/02/ 25	09:16	72.61	EUR	0.00	1
Frankfurt	2021/02/ 25	14:53	73.37	EUR	0.64	74
FINRA other OTC Issues	2021/02/ 24	21:29	88.85	USD	1.02	98
Duesseldorf	2021/02/ 25	08:20	73.67	EUR	0.00	1
Berlin	2021/02/ 25	12:31	73.59	EUR	0.01	3

Company profile

Company Logo



Company Profile

Contact Details

TENCENT HOLDINGS

--

Floor 3-10, Fiyta building, Gaoxinnanyi Avenue, Southern District of Hi-tech Park - 518057 Shenzhen

Telefon: +86 755 8601 3388

Fax: +86 755 8601 3399

E-mail: ir@tencent.com