

# CHINA MOBILE LTD.

15 minutes delayed

ISIN: **HK0941009539**

WKN: -

## Overview

2021/04/21 10:08:08 15 minutes delayed

### Price

52.45 HKD

Difference  0.19% (0.10)

### General attributes

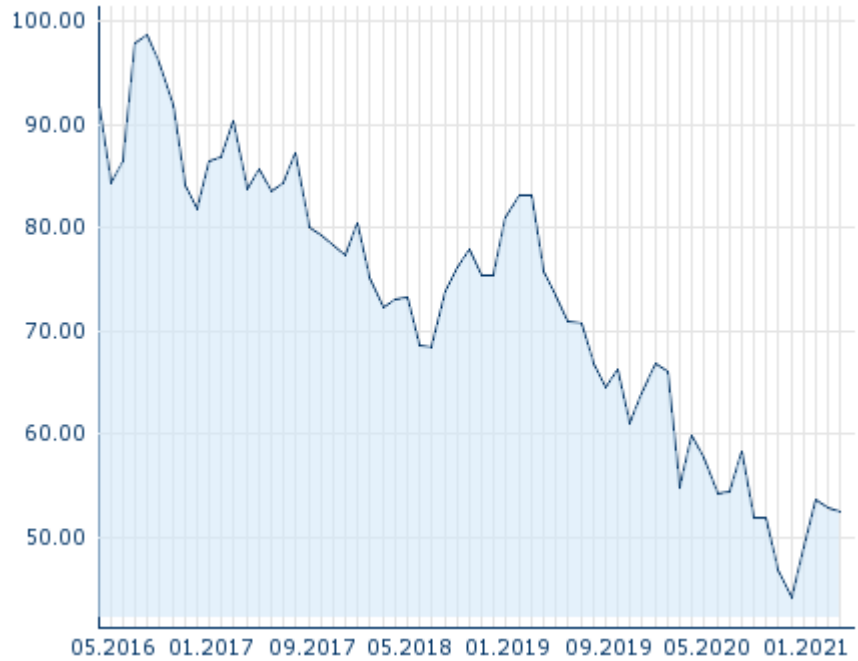
ISIN	HK0941009539
Symbol	941
Exchange	Hong Kong Stock Exchange
Currency	HKD
Sector	Telecommunications
Security type	Stock
Market cap (m)	114,996 EUR
Benchmark	HANG SENG INDEX

### Market data

Bid (Bid size)	-
Ask (Ask size)	-
Open	52.00 HKD
High	52.90 HKD
Low	51.50 HKD
Close (prev. day)	52.35 HKD
VWAP	52.188095 HKD
Volume (pcs)	-
Trading volume	-
Number of trades	-
Last size	-










### Futures and Options

Related Futures	-
Related Options	-



Information about previous performance does not guarantee future performance.  
Source: FactSet

### Recent research

on instrument		on sector	
Date		Headline	Download
2021/04/08		Global Equity Ratings	
2021/04/08		Aktienempfehlungen Global	
2021/04/01		Global Equity Ratings	
2021/04/01		Aktienempfehlungen Global	
2021/03/03		Global Equity Ratings	

## Details

2021/04/21 10:08:08 15 minutes delayed

## Price

52.45 HKD

Difference ▲ 0.19% (0.10)

## General attributes

ISIN	HK0941009539
Symbol	941
Exchange	Hong Kong Stock Exchange
Currency	HKD
Sector	Telecommunications
Security type	Stock
Market cap (m)	114,996 EUR
Benchmark	HANG SENG INDEX

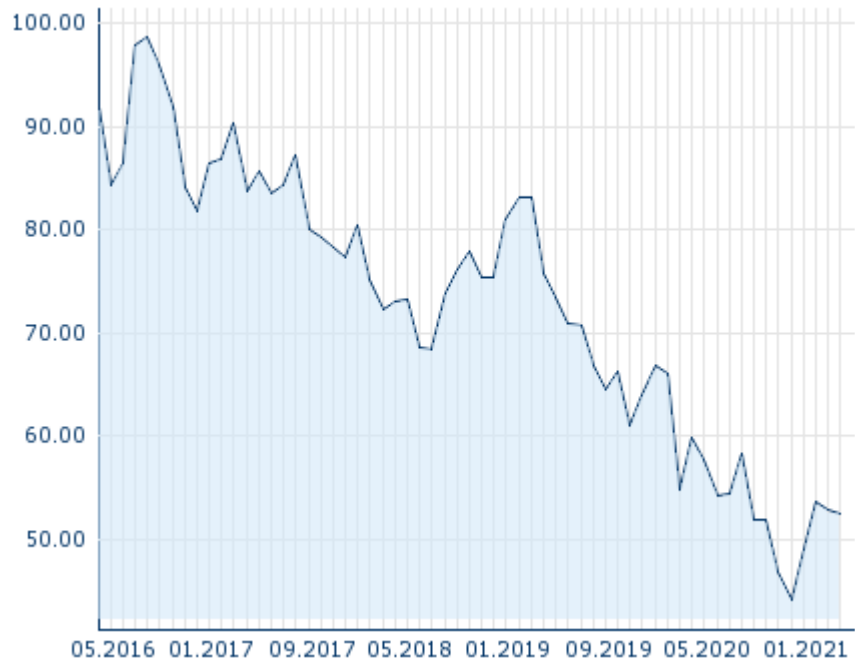
## Market data

Bid (Bid size)	-
Ask (Ask size)	-
Open	52.00 HKD
High	52.90 HKD
Low	51.50 HKD
Close (prev. day)	52.35 HKD
VWAP	52.188095 HKD
Volume (pcs)	-
Trading volume	-
Number of trades	-
Last size	-

## Performance and Risk

	6M	1Y	3Y
Perf (%)	+0.13%	-24.60%	-28.19%
Perf (abs.)	+0.01	-1.80	-2.16
Beta	0.60	0.71	0.25
Volatility	35.34	32.24	28.62

5Y



Information about previous performance does not guarantee future performance.

Source: FactSet

## Price data

Ø price 5 days   Ø volume 5 days (pcs.)	51.56 HKD (-)
Ø price 30 days   Ø volume 30 days (pcs.)	51.93 HKD (-)
Ø price 100 days   Ø volume 100 days (pcs.)	49.00 HKD (-)
Ø price 250 days   Ø volume 250 days (pcs.)	51.46 HKD (-)
YTD High   date	59.20 HKD (2021/03/08)
YTD Low   date	39.00 HKD (2021/01/08)
52 Weeks High   date	63.75 HKD (2020/04/29)
52 Weeks Low   date	39.00 HKD (2021/01/08)

## All listings for CHINA MOBILE LTD.

Exchange <span>📍</span>	Date	Time	Price	Trading volume (mio.)	Number of trades
Tradegate	2021/03/29	22:26	5.61 EUR	0.35	55
Stuttgart FXplus	2021/04/21	08:30	5.537 HKD	0.00	2
Stuttgart	2021/04/21	18:36	5.529 EUR	0.11	14
SIX Swiss Exchange	2020/02/10	17:36	8.30 CHF	0.00	1
Munich	2021/04/08:08	08:08	5.594 EUR	0.00	2

	21					
Hong Kong Stock Exchange	2021/04/21	10:08	52.45 HKD	-		-
Hanover	2021/04/20	10:50	5.63 EUR	0.00		2
Hamburg	2021/04/20	10:50	5.50 EUR	0.00		1
Frankfurt	2021/04/21	19:58	5.55 EUR	0.17		38
Duesseldorf	2021/04/21	19:30	5.53 EUR	0.00		25
Berlin	2021/03/29	08:08	5.528 EUR	0.00		2

## Company profile

### Company Logo



### Company Profile

#### Contact Details

CHINA MOBILE LTD.

--

60F The Center 99 Queen's Rd C Central --  
Hong Kong

Telefon: 852 31 21 88 88

Fax: 852 25 11 90 92

E-mail: -