

## COLOPLAST

ISIN:

DK0060448595

WKN: -

## Overview

2021/02/25 16:59:33

Price

946.20 DKK

Difference  1.35% (12.60)

## General attributes

ISIN DK0060448595

Symbol COLO B

Exchange OMX Copenhagen

Currency DKK

Sector Chemical / Pharmaceutical / Health

Security type Stock

Market cap (m) 24,833 EUR

Benchmark OMX COPENHAGEN 20

## Market data

Bid (Bid size) 948.20 DKK (185)

Ask (Ask size) 949.00 DKK (47)

Open 935.60 DKK

High 949.60 DKK

Low 934.80 DKK

Close (prev. day) 933.60 DKK

VWAP 945.062406 DKK

Volume (pcs) 195,743

Trading volume 184,987,961.50

Number of trades 4,020

Last size 133

## Futures and Options

Related Futures 17

Related Options -











5Y



Information about previous performance does not guarantee future performance.

Source: FactSet

## Recent research

on instrument		on sector	
Date	Headline		Download
2021/02/15	 Global Equity Ratings		
2021/02/15	 Aktienempfehlungen Global		
2021/02/04	 Global Equity Ratings		
2021/02/04	 Aktienempfehlungen Global		
2021/01/08	 Global Equity Ratings		

## Details

2021/02/25 16:59:33

## Price

946.20 DKK

Difference ▲ 1.35% (12.60)

## General attributes

ISIN	DK0060448595
Symbol	COLO B
Exchange	OMX Copenhagen
Currency	DKK
Sector	Chemical / Pharmaceutical / Health
Security type	Stock
Market cap (m)	24,833 EUR
Benchmark	OMX COPENHAGEN 20

## Market data

Bid (Bid size)	948.20 DKK (185)
Ask (Ask size)	949.00 DKK (47)
Open	935.60 DKK
High	949.60 DKK
Low	934.80 DKK
Close (prev. day)	933.60 DKK
VWAP	945.062406 DKK
Volume (pcs)	195,743
Trading volume	184,987,961.50
Number of trades	4,020
Last size	133

## Performance and Risk

	6M	1Y	3Y
Perf (%)	-9.09%	+1.72%	+79.20%
Perf (abs.)	-12.70	+2.15	+56.15
Beta	0.80	0.67	0.72
Volatility	26.23	35.43	27.26

5Y



Information about previous performance does not guarantee future performance.  
Source: FactSet

## Price data

Ø price 5 days   Ø volume 5 days (pcs.)	955.56 DKK (215,162)
Ø price 30 days   Ø volume 30 days (pcs.)	962.85 DKK (255,685)
Ø price 100 days   Ø volume 100 days (pcs.)	946.04 DKK (266,193)
Ø price 250 days   Ø volume 250 days (pcs.)	992.58 DKK (314,376)
YTD High   date	1,048.50 DKK (2021/02/15)
YTD Low   date	872.80 DKK (2021/01/13)
52 Weeks High   date	1,148.50 DKK (2020/05/29)
52 Weeks Low   date	815.00 DKK (2020/03/16)

## Arbitrage views

Exchange	Date	Time	Price	Trading volume (mio.)	Number of trades
Xetra	2021/02/25	15:51	127.85 EUR	0.00	2
Vienna Stock Exchange	2021/02/25	17:32	127.40 EUR	0.00	3
Tradegate	2021/02/25	17:54	126.85 EUR	0.13	21
Stuttgart	2021/02/25	17:38	127.80 EUR	0.01	4
SIX Swiss Exchange	2020/	17:36	111.00 CHF	0.00	1

	04/09					
OMX Copenhagen	2021/ 02/25	16:59	946.20 DKK	184.99		4,020
Munich	2021/ 02/25	11:48	126.90 EUR	0.01		2
London Stock Exchange European Trade Reporting	2021/ 02/25	16:55	946.30 DKK	0.00		2
Hanover	2021/ 02/25	08:02	126.55 EUR	0.00		1
Frankfurt	2021/ 02/25	10:17	125.80 EUR	0.02		4
FINRA other OTC Issues	2021/ 02/25	17:45	157.42 USD	0.01		4
Duesseldorf	2021/ 02/25	08:21	127.10 EUR	0.00		1
Berlin	2021/ 02/25	17:45	127.30 EUR	0.00		13

## Company profile

### Company Logo



### Company Profile

-

### Contact Details

COLOPLAST

--

Holtedam 1 3050 Humlebaek

Telefon: 45 49 11 11 11

Fax: 45 49 11 15 55

E-mail: -