

## FRESENIUS SE &amp; CO. KGAA

ISIN: **DE0005785604** WKN:  
**578560**

## Overview

2022/09/29 17:40:53

Price

21.22 EUR

Difference  -2.03% (-0.44)

## General attributes

ISIN	DE0005785604
Symbol	FRE
Exchange	Xetra
Currency	EUR
Sector	Chemical / Pharmaceutical / Health
Security type	Stock
Market cap (m)	11,831 EUR
Benchmark	GERMANY DAX


## Market data

Bid (Bid size)	-
Ask (Ask size)	-
Open	21.52 EUR
High	21.60 EUR
Low	21.00 EUR
Close (prev. day)	21.66 EUR
VWAP	21.25872 EUR
Volume (pcs)	1,636,708
Trading volume	34,794,317.75
Number of trades	4,494
Last size	5,523

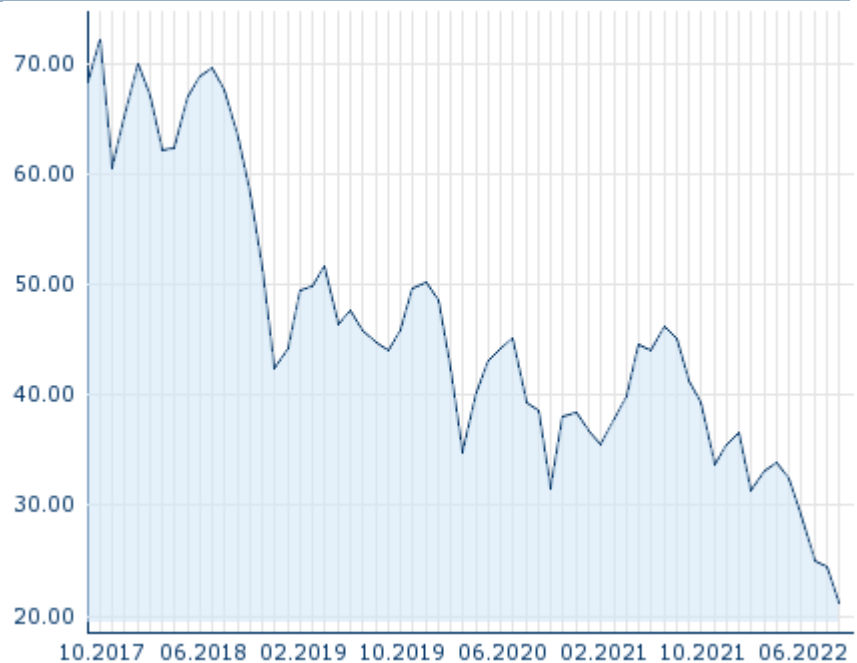
## Futures and Options

Related Futures	54
Related Options	-

## PDF Downloads


Annual report: FRESENIUS SE & CO. KGAA 

5Y



Information about previous performance does not guarantee future performance.  
Source: FactSet

## Recent research

on instrument	on sector	on market
Date	Headline	Download
2022/05/04	 Global Equity Ratings	
2022/05/04	 Aktienempfehlungen Global	
2022/04/27	 Global Equity Ratings	
2022/04/27	 Aktienempfehlungen Global	
2022/04/14	 Global Equity Ratings	

## Details

2022/09/29 17:40:53

## Price

21.22 EUR

Difference  -2.03% (-0.44)

## General attributes

ISIN	DE0005785604
Symbol	FRE
Exchange	Xetra
Currency	EUR
Sector	Chemical / Pharmaceutical / Health
Security type	Stock
Market cap (m)	11,831 EUR
Benchmark	GERMANY DAX

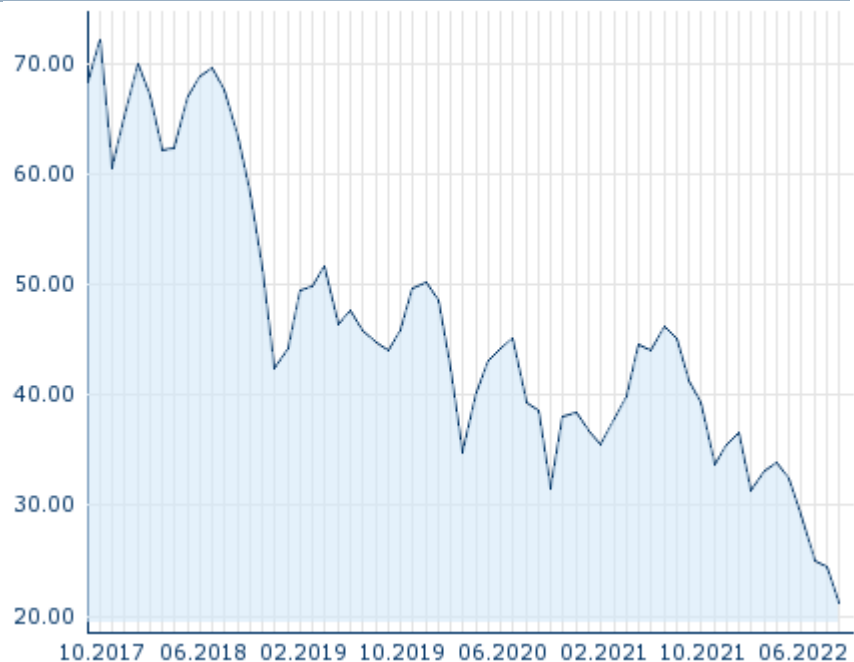
## Market data

Bid (Bid size)	-
Ask (Ask size)	-
Open	21.52 EUR
High	21.60 EUR
Low	21.00 EUR
Close (prev. day)	21.66 EUR
VWAP	21.25872 EUR
Volume (pcs)	1,636,708
Trading volume	34,794,317.75
Number of trades	4,494
Last size	5,523

## Performance and Risk

	6M	1Y	3Y
Perf (%)	-36.01%	-48.34%	-51.55%
Perf (abs.)	-11.96	-19.88	-22.60
Beta	0.57	0.66	0.82
Volatility	31.75	30.47	32.31

5Y



Information about previous performance does not guarantee future performance.  
Source: FactSet

## Price data

Ø price 5 days   Ø volume 5 days (pcs.)	21.67 EUR (1,614,230)
Ø price 30 days   Ø volume 30 days (pcs.)	24.33 EUR (1,553,542)
Ø price 100 days   Ø volume 100 days (pcs.)	27.26 EUR (1,456,674)
Ø price 250 days   Ø volume 250 days (pcs.)	32.11 EUR (1,580,148)
YTD High   date	38.10 EUR (2022/02/16)
YTD Low   date	20.98 EUR (2022/09/28)
52 Weeks High   date	42.50 EUR (2021/11/02)
52 Weeks Low   date	20.98 EUR (2022/09/28)

## Arbitrage views

Exchange 	Date	Time	Price	Trading volume (mio.)	Number of trades
Xetra	2022/09/29	17:40	21.22 EUR	34.79	4,494
Vienna Stock Exchange	2022/09/29	17:32	21.25 EUR	0.00	2
Tradegate	2022/09/29	22:26	21.21 EUR	1.45	394
Stuttgart	2022/09/29	21:55	21.17 EUR	0.16	164

SIX Swiss Exchange	2020/ 04/01	05:55	53.06 CHF	0.00	1
SIX Swiss Exchange	2022/ 09/29	17:36	23.90 EUR	0.00	1
Munich	2022/ 09/29	14:50	21.35 EUR	0.01	2
London Stock Exchange European Trade Reporting	2022/ 09/29	17:30	21.29 EUR	0.00	2
Hanover	2022/ 09/29	08:15	21.52 EUR	0.00	1
Hamburg	2022/ 09/29	16:44	21.14 EUR	0.00	3
Frankfurt	2022/ 09/29	18:13	21.43 EUR	0.14	16
FINRA other OTC Issues	2022/ 08/24	18:51	25.1051 USD	0.10	1
Duesseldorf	2022/ 09/29	21:01	21.20 EUR	0.01	12
Borsa Italiana MTF Global Equity Market	2022/ 09/29	17:35	21.29 EUR	0.01	2
Berlin	2022/ 09/29	21:55	21.23 EUR	0.00	18

# Company profile

## Company Logo



### Contact Details

FRESENIUS SE & CO. KGAA

--


Else-Kröner-Strasse 1 - 61352 Bad Homburg

Telefon: 49-6172-608-0

Fax: 49-6172-608-2628

E-mail: [pr-fre@fresenius.com](mailto:pr-fre@fresenius.com)

### PDF Downloads

Annual report: FRESENIUS SE & CO. KGAA 

## Company Profile

Fresenius SE & Co. KGaA is a healthcare group, which engages in the provision of products and services for dialysis, hospitals, and outpatient medical care. It operates through the following segments: Fresenius Medical Care, Fresenius Kabi, Fresenius Helios and Fresenius Vamed. The Fresenius Medical Care segment caters to individuals with renal diseases. The Fresenius Kabi segment specializes in lifesaving medicines and technologies. The Fresenius Helios offers expertise in inpatient and outpatient care as well as in telemedicine. The Fresenius Vamed segment manages projects and services for hospitals and other healthcare facilities. The company was founded by Eduard Fresenius on October 1, 1912 and is headquartered in Bad Homburg, Germany.

### Members of Management Board

Stephan Sturm	Chairman of Managing Board
Ernst Wastler	Member of Executive Committee
Francesco De Meo	Member of Executive Committee
Michael Sen	Member of Executive Committee
Rice Powell	Member of Executive Committee
Sara Hennicken	Member of Executive Committee
Sebastian Biedenkopf	Member of Executive Committee

### Board of directors

Wolfgang Kirsch	Chairman of Supervisory Board
Christoph Zindel	Member of Supervisory Board
Iris Löw-Friedrich	Member of Supervisory Board
Michael Albrecht	Member of Supervisory Board
Bernd Behlert	Member of Supervisory Board
Frauke Lehmann	Member of Supervisory Board
Grit Genster	Member of Supervisory Board
Konrad Kölbl	Member of Supervisory Board
Michael Diekmann	Member of Supervisory Board
Oscar Romero de Paco	Member of Supervisory Board
Stefanie Lang	Member of Supervisory Board
Susanne Zeidler	Member of Supervisory Board