

FRESENIUS SE & CO. KGAA

ISIN: **DE0005785604** WKN:
578560

Overview

2021/03/05 17:35:00

Price
36.03 EUR

Difference  **0.17% (0.06)**

General attributes

ISIN	DE0005785604
Symbol	FRE
Exchange	Xetra
Currency	EUR
Sector	Chemical / Pharmaceutical / Health
Security type	Stock
Market cap (m)	19,883 EUR
Benchmark	GERMANY DAX


Market data

Bid (Bid size)	-
Ask (Ask size)	-
Open	35.95 EUR
High	36.17 EUR
Low	35.55 EUR
Close (prev. day)	35.97 EUR
VWAP	35.92848 EUR
Volume (pcs)	1,451,463
Trading volume	52,148,860.48
Number of trades	7,144
Last size	403,014

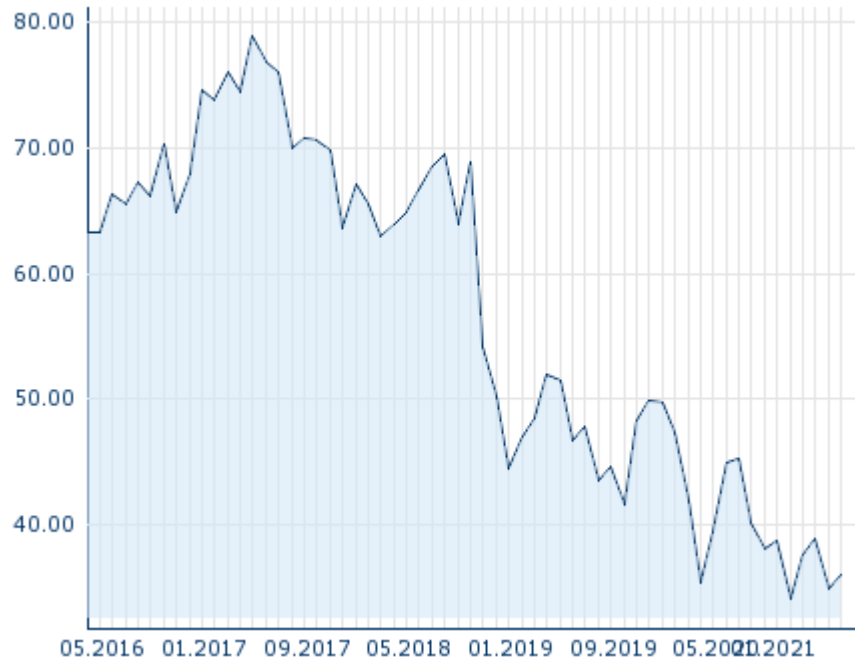
Futures and Options

Related Futures	58
Related Options	-

PDF Downloads

Annual report: FRESENIUS SE & CO. KGAA 

5Y



Information about previous performance does not guarantee future performance.
Source: FactSet

Recent research

	on instrument	on sector	on market	
Date	Headline		Download	
2021/03/03		Global Equity Ratings		
2021/03/03		Aktienempfehlungen Global		
2021/02/15		Global Equity Ratings		
2021/02/15		Aktienempfehlungen Global		
2021/02/04		Global Equity Ratings		

Details

2021/03/05 17:35:00

Price

36.03 EUR

Difference ▲ 0.17% (0.06)

General attributes

ISIN DE0005785604

Symbol FRE

Exchange Xetra

Currency EUR

Sector Chemical / Pharmaceutical / Health

Security type Stock

Market cap (m) 19,883 EUR

Benchmark GERMANY DAX

Market data

Bid (Bid size) -

Ask (Ask size) -

Open 35.95 EUR

High 36.17 EUR

Low 35.55 EUR

Close (prev. day) 35.97 EUR

VWAP 35.92848 EUR

Volume (pcs) 1,451,463

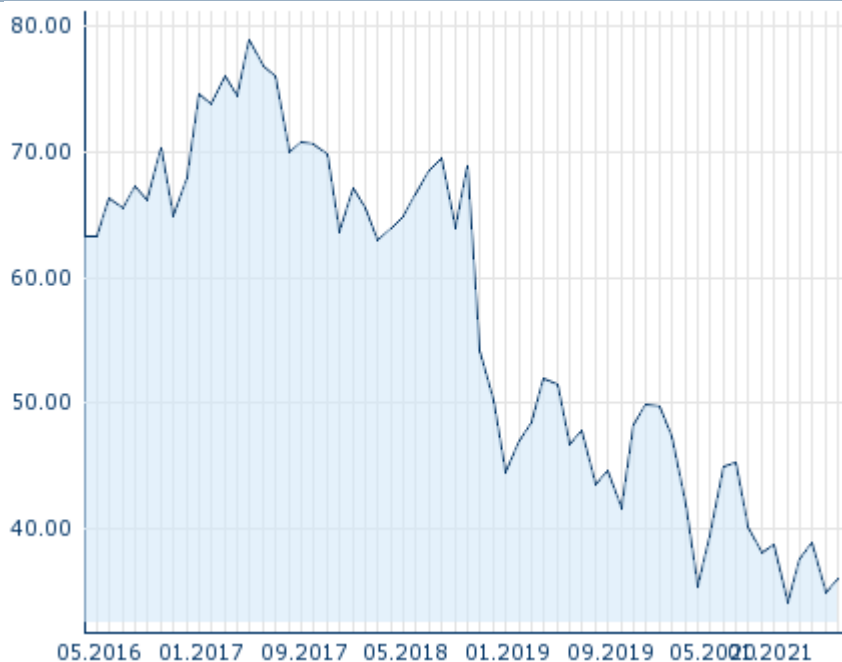
Trading volume 52,148,860.48

Number of trades 7,144

Last size 403,014

Performance and Risk

	6M	1Y	3Y
Perf (%)	-6.75%	-16.92%	-43.55%
Perf (abs.)	-2.60	-7.31	-27.70
Beta	1.01	0.90	0.95
Volatility	26.86	41.29	35.03



Price data

Ø price 5 days Ø volume 5 days (pcs.)	35.85 EUR (1,507,535)
Ø price 30 days Ø volume 30 days (pcs.)	35.94 EUR (2,018,899)
Ø price 100 days Ø volume 100 days (pcs.)	36.74 EUR (1,852,827)
Ø price 250 days Ø volume 250 days (pcs.)	38.64 EUR (2,078,976)
YTD High date	40.51 EUR (2021/01/07)
YTD Low date	32.94 EUR (2021/02/02)
52 Weeks High date	46.51 EUR (2020/06/24)
52 Weeks Low date	24.25 EUR (2020/03/19)

Arbitrage views

Exchange ⊕	Date	Time	Price	Trading volume (mio.)	Number of trades
Xetra	2021/03/05	17:35	36.03 EUR	52.15	7,144
Vienna Stock Exchange	2021/03/05	17:32	36.30 EUR	0.09	20
Tradegate	2021/03/05	20:31	36.07 EUR	2.83	453
Stuttgart	2021/03/05	20:35	36.08 EUR	0.39	157
SIX Swiss Exchange	2020/	05:55	53.06 CHF	0.00	1

	04/01					
SIX Swiss Exchange	2020/ 04/01	17:35	35.58 EUR	0.00		1
Munich	2021/ 03/05	08:00	35.76 EUR	0.00		1
London Stock Exchange European Trade Reporting	2021/ 03/05	17:30	36.145 EUR	0.00		2
Hanover	2021/ 03/05	11:07	35.72 EUR	0.01		2
Hamburg	2021/ 03/05	13:39	35.80 EUR	0.03		9
Frankfurt	2021/ 03/05	18:17	36.15 EUR	0.10		19
FINRA other OTC Issues	2021/ 03/05	15:55	42.99 USD	0.01		2
Duesseldorf	2021/ 03/05	19:30	36.02 EUR	0.00		19
Borsa Italiana MTF Global Equity Market	2021/ 03/05	17:35	36.10 EUR	0.03		7
Berlin	2021/ 03/05	18:45	36.07 EUR	0.00		15

Company profile

Company Logo



Contact Details

FRESENIUS SE & CO. KGAA

--


Else-Kröner-Strasse 1 - 61352 Bad Homburg

Telefon: 49-6172-608-0

Fax: 49-6172-608-2294

E-mail: pr-fre@fresenius.com

PDF Downloads

Annual report: FRESENIUS SE & CO. KGAA 

Company Profile

Fresenius SE & Co. KGaA is a healthcare group, which engages in the provision of products, and services for dialysis, hospitals, and outpatient medical care. It operates through the following segments: Fresenius Medical Care, Fresenius Kabi, Fresenius Helios, Fresenius Vamed, and Corporate and Other. The Fresenius Medical Care segment comprises dialysis products and healthcare services. The Fresenius Kabi segment specializes intravenous drugs, clinical nutrition, infusion therapy, medical devices, and transfusion technology. The Fresenius Helios focuses on the private hospital operations. The Fresenius Vamed segment manages projects and services for hospitals and other healthcare facilities. The Corporate and Other segment includes the holding activities. The company was founded by Eduard Fresenius in October 1912 and is headquartered in Bad Homburg, Germany.

Members of Management Board

Stephan Sturm	Chairman of Managing Board
Ernst Wastler	Member of Executive Committee
Francesco De Meo	Member of Executive Committee
Jürgen Götz	Member of Executive Committee
Markus Georgi	Member of Executive Committee
Mats Henriksson	Member of Executive Committee
Rachel Clare Empey	Member of Executive Committee
Rice Powell	Member of Executive Committee

Board of directors

Gerd Krick	Chairman of Supervisory Board
Iris Löw-Friedrich	Member of Supervisory Board
Michael Albrecht	Member of Supervisory Board
Bernd Behlert	Member of Supervisory Board
Frauke Lehmann	Member of Supervisory Board
Hauke Stars	Member of Supervisory Board
Klaus-Peter Müller	Member of Supervisory Board
Konrad Kölbl	Member of Supervisory Board
Michael Diekmann	Member of Supervisory Board
Niko Stumpfögger	Member of Supervisory Board
Oscar de Paco	Member of Supervisory Board
Stefanie Lang	Member of Supervisory Board
Wolfgang Kirsch	Member of Supervisory Board