

ROYAL BANK OF CANADA

ISIN: CA7800871021 WKN: 780087102

Overview

2023/03/31 22:16:59

Price
129.25 CADDifference  0.61% (0.79)

General attributes

ISIN	CA7800871021
Symbol	RY
Exchange	Toronto Stock Exchange
Currency	CAD
Sector	Financial
Security type	Stock
Market cap (m)	122,285 EUR
Benchmark	S&P/TSX 60 INDEX

Market data

Bid (Bid size)	129.11 CAD (100)
Ask (Ask size)	129.26 CAD (500)
Open	128.53 CAD
High	129.30 CAD
Low	128.53 CAD
Close (prev. day)	128.46 CAD
VWAP	129.107272 CAD
Volume (pcs)	2,188,472
Trading volume	282,547,648.93
Number of trades	9,835
Last size	32,200

Futures and Options

Related Futures	15
Related Options	-

PDF Downloads











Annual report: ROYAL BANK OF CANADA 

5Y



Information about previous performance does not guarantee future performance.
Source: FactSet

Recent research

on instrument	on sector		
Date		Headline	Download
2023/03/28		Global Equity Ratings	
2023/03/28		Aktienempfehlungen Global	
2023/03/16		Global Equity Ratings	
2023/03/16		Aktienempfehlungen Global	
2023/03/10		Global Equity Ratings	

Details

2023/03/31 22:16:59

Price

129.25 CAD

Difference ▲ 0.61% (0.79)

General attributes

ISIN	CA7800871021
Symbol	RY
Exchange	Toronto Stock Exchange
Currency	CAD
Sector	Financial
Security type	Stock
Market cap (m)	122,285 EUR
Benchmark	S&P/TSX 60 INDEX

Market data

Bid (Bid size)	129.11 CAD (100)
Ask (Ask size)	129.26 CAD (500)
Open	128.53 CAD
High	129.30 CAD
Low	128.53 CAD
Close (prev. day)	128.46 CAD
VWAP	129.107272 CAD
Volume (pcs)	2,188,472
Trading volume	282,547,648.93
Number of trades	9,835
Last size	32,200

Performance and Risk

	6M	1Y	3Y
Perf (%)	-4.33%	-11.93%	+57.67%
Perf (abs.)	-3.98	-11.91	+32.15
Beta	0.86	0.84	0.86
Volatility	17.87	19.23	19.60

5Y



Information about previous performance does not guarantee future performance.
Source: FactSet

Price data

Ø price 5 days Ø volume 5 days (pcs.)	128.15 CAD (2,551,999)
Ø price 30 days Ø volume 30 days (pcs.)	132.75 CAD (3,418,514)
Ø price 100 days Ø volume 100 days (pcs.)	132.94 CAD (3,922,214)
Ø price 250 days Ø volume 250 days (pcs.)	129.49 CAD (3,895,880)
YTD High date	140.18 CAD (2023/02/09)
YTD Low date	125.32 CAD (2023/03/24)
52 Weeks High date	140.75 CAD (2022/04/21)
52 Weeks Low date	116.75 CAD (2022/10/13)

All listings for ROYAL BANK OF CANADA

Exchange	Date	Time	Price	Trading volume (mio.)	Number of trades
Tradegate	2023/03/31	22:26	88.12 EUR	0.01	5
Toronto Stock Exchange	2023/03/31	22:16	129.25 CAD	282.55	9,835
Stuttgart	2023/03/31	21:56	87.94 EUR	0.00	10
SIX Swiss Exchange	2023/02/15	17:31	92.00 CHF	0.01	2
NYSE	2023/03/	22:00	95.58 USD	56.42	7,725

	31					
Munich	2023/03/31	10:04	87.58 EUR	0.05		2
London Stock Exchange	2021/03/01	09:34	78.6826 USD	0.00		1
Frankfurt	2023/03/31	09:15	86.79 EUR	0.00		1
Duesseldorf	2023/03/31	08:10	86.64 EUR	0.00		1
Berlin	2023/03/31	08:00	86.72 EUR	0.00		1
BX Swiss	2023/03/27	18:00	85.333 CHF	0.03		1

Company profile

Company Logo

Contact Details

ROYAL BANK OF CANADA

--

Royal Bank Plaza, 200 Bay Street - M5J 2J5
Toronto

Telefon: +1-888-212-5533

Fax: +1-416-974-3535

E-mail: -

PDF Downloads

Annual report: ROYAL BANK OF
CANADA

Company Profile

Royal Bank of Canada engages in the provision of banking and financial solutions. It operates through the following segments: Personal and Commercial Banking, Wealth Management, Insurance, Investor and Treasury Services, Capital Markets, and Corporate Support. The Personal and Commercial Banking segment deals with a broad suite of financial products and services in Canada. The Wealth Management segment offers a comprehensive suite of investment, trust, banking, credit, and other wealth management solutions to institutional and individual clients through its distribution channels and third-party distributors. The Insurance segment refers to a range of life, health, home, auto, travel, wealth, group, and reinsurance products. The Investor and Treasury Services segment comprises of asset services and a provider of cash management, transaction banking, and treasury services to institutional clients worldwide. The Capital Markets segment covers banking, finance and capital markets to corporations, institutional investors, asset managers, governments, and central banks around the world. The Corporate Support segment consists of technology and operations services. The company was founded by J. W. Merrell, Edward Kenny, T. C. Kinnear, James B. Duffus, William Cunard, John Tobin, George P. Mitchell and Jeremiah Northup in 1864 and is headquartered in Toronto, Canada.

Members of Management Board

David I. McKay	Chairman of Managing Board
Bruce Ross	Member of Executive Committee
Christoph Knoess	Member of Executive Committee
Derek Neldner	Member of Executive Committee
Doug Guzman	Member of Executive Committee
Graeme Hepworth	Member of Executive Committee
Helena Gottschling	Member of Executive Committee
Maria Douvas	Member of Executive Committee
Nadine Ahn	Member of Executive Committee
Neil McLaughlin	Member of Executive Committee

Board of directors

Kathleen Taylor	Chairman of Supervisory Board
Andrew Chisholm	Member of Supervisory Board
Bridget van Kralingen	Member of Supervisory Board
Cynthia Devine	Member of Supervisory Board
David Denison	Member of Supervisory Board
Frank Vettese	Member of Supervisory Board
Jacynthe Côté	Member of Supervisory Board
Jeffery Yabuki	Member of Supervisory Board
Mary Turcke	Member of Supervisory Board
Mirko Bibic	Member of Supervisory Board
Roberta Jamieson	Member of Supervisory Board
Thierry Vandal	Member of Supervisory Board
Toos Daruvala	Member of Supervisory Board