

## VODAFONE GROUP PLC

ISIN: **GB00BH4HKS39**WKN: **BH4HKS3**

## Overview

2021/04/21 15:30:49

Price

1.555 EUR

Difference ▲ 0.71% (0.01)

## General attributes

ISIN	GB00BH4HKS39
Symbol	VOD
Exchange	Duesseldorf
Currency	EUR
Sector	Telecommunications
Security type	Stock
Market cap (m)	42,993 EUR
Benchmark	FTSE 100

## Market data

Bid (Bid size)	1.557 EUR (9,000)
Ask (Ask size)	1.559 EUR (9,000)
Open	1.55 EUR
High	1.564 EUR
Low	1.55 EUR
Close (prev. day)	1.544 EUR
VWAP	-
Volume (pcs)	0
Trading volume	0.00
Number of trades	15
Last size	0

## Futures and Options

Related Futures	23
Related Options	-

## PDF Downloads











Annual report: VODAFONE GROUP PLC 

5Y



Information about previous performance does not guarantee future performance.  
Source: FactSet

## Recent research

on instrument		on sector	
Date		Headline	Download
2021/04/08		Global Equity Ratings	
2021/04/08		Aktienempfehlungen Global	
2021/04/01		Global Equity Ratings	
2021/04/01		Aktienempfehlungen Global	
2021/03/03		Global Equity Ratings	

## Details

2021/04/21 15:30:49

## Price

1.555 EUR

Difference ▲ 0.71% (0.01)

## General attributes

ISIN	GB00BH4HKS39
Symbol	VOD
Exchange	Duesseldorf
Currency	EUR
Sector	Telecommunications
Security type	Stock
Market cap (m)	42,993 EUR
Benchmark	FTSE 100

## Market data

Bid (Bid size)	1.557 EUR (9,000)
Ask (Ask size)	1.559 EUR (9,000)
Open	1.55 EUR
High	1.564 EUR
Low	1.55 EUR
Close (prev. day)	1.544 EUR
VWAP	-
Volume (pcs)	0
Trading volume	0.00
Number of trades	15
Last size	0

## Performance and Risk

	6M	1Y	3Y
Perf (%)	+26.52%	+18.84%	-34.85%
Perf (abs.)	+0.32	+0.24	-0.83
Beta	1.15	1.08	0.97
Volatility	28.98	32.64	31.68

5Y



Information about previous performance does not guarantee future performance.  
Source: FactSet

## Price data

Ø price 5 days   Ø volume 5 days (pcs.)	1.566 EUR (3,429)
Ø price 30 days   Ø volume 30 days (pcs.)	1.570 EUR (1,353)
Ø price 100 days   Ø volume 100 days (pcs.)	1.488 EUR (1,209)
Ø price 250 days   Ø volume 250 days (pcs.)	1.386 EUR (1,065)
YTD High   date	1.626 EUR (2021/03/18)
YTD Low   date	1.377 EUR (2021/01/05)
52 Weeks High   date	1.626 EUR (2021/03/18)
52 Weeks Low   date	1.122 EUR (2020/10/02)

## All listings for VODAFONE GROUP PLC

Exchange <span>⊕</span>	Date	Time	Price	Trading volume (mio.)	Number of trades
Xetra	2021/04/21	15:43	1.557 EUR	0.89	175
Tradegate	2021/04/21	15:31	1.554 EUR	0.39	71
Stuttgart	2021/04/21	15:39	1.557 EUR	0.00	10
SIX Swiss Exchange	2020/04/01	05:55	1.98 CHF	0.00	1
Munich	2021/04/	08:11	1.554 EUR	0.00	1

	21					
London Stock Exchange	2021/04/21	15:44	132.76 GBp	2,005.64		6,639
Hanover	2021/04/21	08:11	1.55 EUR	0.00		1
Hamburg	2021/04/21	11:31	1.564 EUR	0.00		2
Frankfurt	2021/04/21	15:20	1.558 EUR	0.05		6
FINRA other OTC Issues	2021/04/20	21:35	1.86 USD	0.00		4
Duesseldorf	2021/04/21	15:30	1.555 EUR	0.00		15
Berlin	2021/04/21	10:56	1.557 EUR	0.00		2

## Company profile

### Company Logo



### Contact Details

VODAFONE GROUP PLC

--

Vodafone House - RG14 2FN Newbury

Telefon: 44-1635-33251

Fax: 44-1635-238080

E-mail: -

### PDF Downloads

Annual report: VODAFONE GROUP PLC



### Company Profile

Vodafone Group Plc engages in telecommunication services in Europe and internationally. The firm offers mobile services that enable customers to call, text, and access data; fixed line services, including broadband, television (TV) offerings, and voice; and convergence services under the GigaKombi and Vodafone One names to customers. It also provides mobile, fixed, and a suite of converged communication services, such as Internet of Things (IoT) comprising managed IoT connectivity, automotive, and insurance services, as well as smart metering and health solutions; cloud and security portfolio comprising public and private cloud services, as well as cloud-based applications and products for securing networks and devices; and international voice, IP transit, and messaging services to support business customers that include small home offices and large multi-national companies. In addition, the company offers M-Pesa, an African payment platform, which provides money transfer, financial, and business and merchant payment services; and various services to operators through its market agreements, as well as rents capacity to mobile virtual network operators to provide mobile services. The firm has a strategic partnership with Open Fiber. As of March 31, 2019, it had approximately 650 million mobile customers, 19 million fixed broadband customers, and 14 million TV customers. The company was founded on July 17, 1984 and is headquartered in Newbury, the United Kingdom.

### Members of Management Board

Nicholas Read	Chairman of Managing Board
Ahmed Essam	Member of Executive Committee
Alberto Del Sol	Member of Executive Committee
Alexandre Froment-Curtil	Member of Executive Committee
Diego Massidda	Member of Executive Committee
Doug Bewsher	Member of Executive Committee
Joakim Reiter	Member of Executive Committee
Johan Wibergh	Member of Executive Committee
Leanne Wood	Member of Executive Committee
Pierre Klotz	Member of Executive Committee
Rosemary Martin	Member of Executive Committee
Serpil Timuray	Member of Executive Committee
Tim Boddy	Member of Executive Committee
Vinod Anand Kumar	Member of Executive Committee
Vivek Badrinath	Member of Executive Committee

### Board of directors

Jean-François M. L. van Boxmeer	Chairman of Supervisory Board
Clara Furse	Member of Supervisory Board
Crispin Davis	Member of Supervisory Board
David Nish	Member of Supervisory Board
Margherita Della Valle	Member of Supervisory Board
María Amparo Moraleda Martínez	Member of Supervisory Board
Michel Demaré	Member of Supervisory Board
Renée James	Member of Supervisory Board
Sanjiv Ahuja	Member of Supervisory Board
Valerie Gooding	Member of Supervisory Board