

HARVEY NORMAN HOLDINGS LTD.

ISIN: **AU000000HVN7** WKN: **HVN**

Overview

2023/09/22 08:10:52

Price
3.87 AUD

Difference  -1.02% (-0.04)

General attributes

ISIN	AU000000HVN7
Symbol	HVN
Exchange	Australian Securities Exchange
Currency	AUD
Sector	Commerce
Security type	Stock
Market cap (m)	2,917 EUR
Benchmark	ASX ALL ORDINARIES INDEX

Market data

Bid (Bid size)	3.87 AUD (55,598)
Ask (Ask size)	3.89 AUD (42,863)
Open	3.87 AUD
High	3.88 AUD
Low	3.84 AUD
Close (prev. day)	3.91 AUD
VWAP	3.867255 AUD
Volume (pcs)	3,146,116
Trading volume	12,109,213.83
Number of trades	2,342
Last size	-

Futures and Options

Related Futures	-
Related Options	695

PDF Downloads











Annual report: HARVEY NORMAN HOLDINGS LTD. 

5Y



Information about previous performance does not guarantee future performance.
Source: FactSet

Recent research

on sector			
Date		Headline	Download
2023/09/08		Global Equity Ratings	
2023/09/08		Aktienempfehlungen Global	
2023/08/22		Global Equity Ratings	
2023/08/22		Aktienempfehlungen Global	
2023/08/17		Global Equity Ratings	

Details

2023/09/22 08:10:52

Price
 3.87 AUD

Difference ▼ -1.02% (-0.04)

General attributes

ISIN	AU000000HVN7
Symbol	HVN
Exchange	Australian Securities Exchange
Currency	AUD
Sector	Commerce
Security type	Stock
Market cap (m)	2,917 EUR
Benchmark	ASX ALL ORDINARIES INDEX

Market data

Bid (Bid size)	3.87 AUD (55,598)
Ask (Ask size)	3.89 AUD (42,863)
Open	3.87 AUD
High	3.88 AUD
Low	3.84 AUD
Close (prev. day)	3.91 AUD
VWAP	3.867255 AUD
Volume (pcs)	3,146,116
Trading volume	12,109,213.83
Number of trades	2,342
Last size	-

Performance and Risk

	6M	1Y	3Y
Perf (%)	+2.93%	-9.79%	-13.03%
Perf (abs.)	+0.11	-0.42	-0.58
Beta	0.93	0.90	0.89
Volatility	21.41	23.52	25.38

5Y



Information about previous performance does not guarantee future performance.
 Source: FactSet

Price data

Ø price 5 days Ø volume 5 days (pcs.)	3.95 AUD (2,977,027)
Ø price 30 days Ø volume 30 days (pcs.)	3.92 AUD (3,309,544)
Ø price 100 days Ø volume 100 days (pcs.)	3.65 AUD (3,547,541)
Ø price 250 days Ø volume 250 days (pcs.)	3.89 AUD (3,313,887)
YTD High date	4.54 AUD (2023/01/25)
YTD Low date	3.18 AUD (2023/06/08)
52 Weeks High date	4.54 AUD (2023/01/25)
52 Weeks Low date	3.18 AUD (2023/06/08)

Arbitrage views

Exchange <input type="checkbox"/>	Date	Time	Price	Trading volume (mio.)	Number of trades
Stuttgart	2023/09/22	08:10	2.26 EUR	0.00	3
Munich	2023/09/22	08:06	2.40 EUR	0.00	1
Frankfurt	2023/09/22	08:01	2.26 EUR	0.00	1
FINRA other OTC Issues	-	-	-	0.00	-
BX Swiss	-	-	-	0.00	-
Australian Securities	2023/09/22	08:10	3.87 AUD	12.11	2,342

Company profile

Company Logo



Contact Details

HARVEY NORMAN HOLDINGS LTD.

--


A1 Richmond Road, Homebush West - 2140
Sydney

Telefon: +61-2-9201-6111

Fax: +61-2-9201-6250

E-mail: -

PDF Downloads

Annual report: HARVEY NORMAN
HOLDINGS LTD. 

Company Profile

Harvey Norman Holdings Ltd. engages in the retail, franchise, property, and digital enterprise business. Retail-New Zealand, Retail-Singapore and Malaysia, Retail-Slovenia and Croatia, Retail-Ireland and Northern Ireland, and Other-Franchised Retail. The company was founded by Gerald Harvey and Ian John Norman in October 1982 and is headquartered in Sydney, Australia.

Members of Management Board

Katie Page Chairman of Managing Board

Chris Mentis Member of Executive Committee

David Ackery Member of Executive Committee

John Slack-Smith Member of Executive Committee

Board of directors

Gerald Harvey Chairman of Supervisory Board

Chris Mentis Member of Supervisory Board

Christopher Brown Member of Supervisory Board

David Ackery Member of Supervisory Board

John Craven Member of Supervisory Board

John Slack-Smith Member of Supervisory Board

Kenneth Gunderson-Briggs Member of Supervisory Board

Luisa Catanzaro Member of Supervisory Board

Michael Harvey Member of Supervisory Board