

ATX AUSTRIAN TRADED INDEX

ISIN: **AT0000999982** WKN: -

Overview

2023/01/26 17:50:01

Price

3,336.75 EURDifference  0.17% (5.66)

General attributes

ISIN	AT0000999982
Symbol	ATX
Country	Austria
Instruments in index	20
Type of index	Price Index
Security type	Index

Market data

Open	3,331.31 EUR
High	3,351.61 EUR
Low	3,329.21 EUR
Close (prev. day)	3,331.09 EUR
Trading volume (m)	3,034,621
Volume (pcs)	98,757,010

Top 5

Name 	Price	+ - (%) 	Trend 
LENZING AG	65.40	+2.99 	
VOESTALPIN...	30.36	+1.74 	
BAWAG GROU...	55.70	+1.64 	
RAIFFEISEN...	17.09	+0.89 	
WIENERBERG...	26.90	+0.75 	

Intraday 1W 1M 6M 1Y 3Y

Flop 5

Name 	Price	+ - (%) 	Trend 
AT&S AUSTR...	32.25	-2.27 	
VERBUND AG	76.65	-1.67 	
DO & CO AG	1,947.30	-1.33 	
VIENNA INS...	24.70	-0.80 	
CA IMMOBIL...	28.90	-0.69 	

5Y














Information about previous performance does not guarantee future performance.

Source: FactSet

Recent research

on market

Date	Headline	Download 
2023/01/26	 Hypo Tirol Bank AG	
2023/01/25	 Credit Markets Weekly	
2023/01/25	 Credit Markets Weekly (DE)	
2023/01/25	 Corporate Hybrids: Focus "Extension Risk"	
2023/01/25	 Corporate Hybrids: Fokus "Extension Risk"	

Intraday 1W 1M 6M 1Y 3Y

Futures and Options

Related Futures 3

Related Options -

Details

2023/01/26 17:50:01

Price

3,336.75 EURDifference  0.17% (5.66)

General attributes

ISIN AT0000999982

Symbol ATX

Country Austria

Security type Index

Instruments in index 20

Market data

Open 3,331.31 EUR

High 3,351.61 EUR

Low 3,329.21 EUR

Close (prev. day) 3,331.09 EUR

Trading volume (m) 3,034,621

Volume (pcs) 98,757,010

Performance and Risk

	6M	1Y	3Y
Perf (%)	+12.64%	-12.75%	+6.08%
Perf (abs.)	+374.51	-487.43	+191.30
Beta	-	-	-
Volatility	19.10	26.38	28.41



Information about previous performance does not guarantee future performance.

Source: FactSet

Price data

Ø price 5 days Ø volume 5 days (pcs.)	3,322.81 EUR (3,059,807)
Ø price 30 days Ø volume 30 days (pcs.)	3,214.37 EUR (3,165,582)
Ø price 100 days Ø volume 100 days (pcs.)	3,051.38 EUR (3,510,023)
Ø price 250 days Ø volume 250 days (pcs.)	3,132.83 EUR (4,426,803)
YTD High date	3,351.61 EUR (2023/01/26)
YTD Low date	3,126.14 EUR (2023/01/02)
52 Weeks High date	4,078.34 EUR (2022/02/10)
52 Weeks Low date	2,623.55 EUR (2022/09/29)

Composition

Name  ISIN	Price	Diff %  Diff +/-	Performance 	Date Time	Turnover Pc.  Turnover Money 
ANDRITZ AG AT0000730007	54.20	0.56% 0.30		23/01/26 17:35:20	99,058 5,362,232.90
AT&S AUSTRIA TECHN.&SYSTE... AT0000969985	32.25	-2.27% -0.75		23/01/26 17:35:11	193,218 6,315,948.55
BAWAG GROUP AG AT0000BAWAG2	55.70	1.64% 0.90		23/01/26 17:35:14	135,008 7,508,025.30
CA IMMOBILIEN ANLAGEN AG AT0000641352	28.90	-0.69% -0.20		23/01/26 17:35:15	68,065 1,976,438.15
DO & CO AG AT0000818802	96.10	-1.33% -1.30		23/01/26 17:35:13	6,963 675,525.90
ERSTE GROUP BANK AG AT0000652011	33.79	-0.15% -0.05		23/01/26 17:38:44	737,634 25,031,239.59
EVN AG AT0000741053	19.18	0.00% 0.00		23/01/26 17:35:07	153,950 2,955,731.12
IMMOFINANZ AG AT0000A21KS2	12.57	0.00% 0.00		23/01/26 17:35:18	107,124 1,343,503.06
LENZING AG AT0000644505	65.40	2.99% 1.90		23/01/26 17:35:13	23,301 1,512,014.00
MAYR-MELNHOF KARTON AG AT0000938204	154.20	-0.13% -0.20		23/01/26 17:35:08	2,969 458,408.80
OMV AG AT0000743059	44.51	0.25% 0.11		23/01/26 17:35:20	219,988 9,789,311.89
RAIFFEISEN BANK INTERNATI... AT0000606306	17.09	0.89% 0.15		23/01/26 17:35:15	282,911 4,815,333.38
SCHOELLER-BLECKMANN OILFI... AT0000946652	65.20	-0.46% -0.30		23/01/26 17:35:19	20,637 1,351,213.60
STRABAG SE AT000000STR1	38.80	-0.13% -0.05		23/01/26 17:35:04	6,293 244,223.80
UNIQA INSURANCE GROUP AG AT0000821103	7.68	-0.13% -0.01		23/01/26 17:35:23	177,210 1,363,452.17
VERBUND AG AT0000746409	76.65	-1.67% -1.30		23/01/26 17:35:00	95,741 7,363,674.15
VIENNA INSURANCE GROUP AT0000908504	24.70	-0.80% -0.20		23/01/26 17:35:27	28,911 716,025.45
VOESTALPINE AG AT0000937503	30.36	1.74% 0.52		23/01/26 17:35:15	515,555 15,560,934.38
WIENERBERGER AG AT0000831706	26.90	0.75% 0.20		23/01/26 17:35:30	138,330 3,711,528.82
ÖSTERREICHISCHE POST AG AT0000APOST4	32.25	-0.15% -0.05		23/01/26 17:35:00	21,755 702,244.90