

ATX AUSTRIAN TRADED INDEX

ISIN: **AT0000999982** WKN: -

Overview

2020/10/23 17:35:27

Price

2,193.74 EURDifference  1.26% (27.33)

General attributes

ISIN	AT0000999982
Symbol	ATX
Country	Austria
Instruments in index	20
Type of index	Price Index
Security type	Index

Market data

Open	2,167.95 EUR
High	2,205.63 EUR
Low	2,165.66 EUR
Close (prev. day)	2,166.41 EUR
Trading volume (m)	3,824,074
Volume (pcs)	78,114,587

Top 5

Name 	Price	+ - (%) 	Trend 
LENZING AG	59.80	+7.36 	
ERSTE GROU...	18.34	+3.38 	
S IMMO AG	14.14	+2.61 	
RAIFFEISEN...	13.34	+2.22 	
WIENERBERG...	24.14	+1.68 	

Intraday 1W 1M 6M 1Y 3Y

Flop 5

Name 	Price	+ - (%) 	Trend 
DO & CO AG	322.00	-1.30 	
CA IMMOBIL...	25.15	-0.98 	
TELEKOM AU...	5.83	-0.85 	
ÖSTERREICH...	28.70	-0.69 	
ANDRITZ AG	29.84	-0.53 	

Intraday 1W 1M 6M 1Y 3Y

5Y






Information about previous performance does not guarantee future performance.

Source: FactSet

Recent research

on market

Date	Headline	Download
2020/10/23	 Equity Weekly	
2020/10/23	 Week Ahead	
2020/10/23	 Wochenausblick	
2020/10/22	 Credit Markets Weekly	
2020/10/21	 Credit Markets Weekly (DE)	

Futures and Options

Related Futures 3

Related Options -

Details

2020/10/23 17:35:27

Price

2,193.74 EURDifference  1.26% (27.33)

General attributes

ISIN AT0000999982

Symbol ATX

Country Austria

Security type Index

Instruments in index 20

Market data

Open 2,167.95 EUR

High 2,205.63 EUR

Low 2,165.66 EUR

Close (prev. day) 2,166.41 EUR

Trading volume (m) 3,824,074

Volume (pcs) 78,114,587

Performance and Risk

	6M	1Y	3Y
Perf (%)	+4.03%	-30.26%	-35.28%
Perf (abs.)	+84.93	-951.96	-1,195.88
Beta	-	-	-
Volatility	26.94	36.25	24.51

5Y



Information about previous performance does not guarantee future performance.

Source: FactSet

Price data

Ø price 5 days Ø volume 5 days (pcs.)	2,184.49 EUR (3,846,380)
Ø price 30 days Ø volume 30 days (pcs.)	2,169.67 EUR (4,733,040)
Ø price 100 days Ø volume 100 days (pcs.)	2,235.13 EUR (4,668,574)
Ø price 250 days Ø volume 250 days (pcs.)	2,524.44 EUR (5,384,106)
YTD High date	3,239.10 EUR (2020/01/02)
YTD Low date	1,622.95 EUR (2020/03/18)
52 Weeks High date	3,261.93 EUR (2019/11/07)
52 Weeks Low date	1,622.95 EUR (2020/03/18)

Composition

Name  ISIN	Price	Diff %  Diff +/-	Performance 	Date Time	Turnover Pc.  Turnover Money 
ANDRITZ AG AT0000730007	29.84	-0.53% -0.16		20/10/23 17:35:20	184,267 5,483,411.80
AT&S AUSTRIA TECHN.&SYSTE... AT0000969985	16.30	0.12% 0.02		20/10/23 17:35:18	43,804 714,625.32
BAWAG GROUP AG AT0000BAWAG2	34.24	1.00% 0.34		20/10/23 17:35:03	98,965 3,397,785.46
CA IMMOBILIEN ANLAGEN AG AT0000641352	25.15	-0.98% -0.25		20/10/23 17:35:05	68,006 1,719,548.90
DO & CO AG AT0000818802	34.25	-1.30% -0.45		20/10/23 17:35:12	23,436 804,766.10
ERSTE GROUP BANK AG AT0000652011	18.34	3.38% 0.60		20/10/23 17:35:10	1,089,743 19,857,879.46
IMMOFINANZ AG AT0000A21KS2	13.10	1.00% 0.13		20/10/23 17:35:19	203,723 2,665,103.51
LENZING AG AT0000644505	59.80	7.36% 4.10		20/10/23 17:35:27	91,455 5,324,335.50
MAYR-MELNHOF KARTON AG AT0000938204	145.40	0.14% 0.20		20/10/23 17:35:21	5,858 855,097.20
OMV AG AT0000743059	22.00	1.38% 0.30		20/10/23 17:35:13	368,497 8,149,173.18
RAIFFEISEN BANK INTERNATI... AT0000606306	13.34	2.22% 0.29		20/10/23 17:35:13	472,069 6,288,556.59
S IMMO AG AT0000652250	14.14	2.61% 0.36		20/10/23 17:35:13	91,917 1,285,035.90
SCHOELLER-BLECKMANN OILFI... AT0000946652	21.80	-0.23% -0.05		20/10/23 17:35:10	37,715 830,070.45
TELEKOM AUSTRIA AG AT0000720008	5.83	-0.85% -0.05		20/10/23 17:35:01	97,778 570,291.23
UNIQA INSURANCE GROUP AG AT0000821103	5.10	0.20% 0.01		20/10/23 17:35:10	300,451 1,541,455.41
VERBUND AG KAT. A AT0000746409	52.15	0.58% 0.30		20/10/23 17:35:02	82,162 4,288,317.80
VIENNA INSURANCE GROUP AT0000908504	18.40	-0.11% -0.02		20/10/23 17:35:15	68,715 1,279,574.96
VOESTALPINE AG AT0000937503	25.20	1.00% 0.25		20/10/23 17:35:15	281,978 7,087,259.39
WIENERBERGER AG AT0000831706	24.14	1.68% 0.40		20/10/23 17:35:16	155,357 3,737,971.78
ÖSTERREICHISCHE POST AG AT0000APOST4	28.70	-0.69% -0.20		20/10/23 17:35:00	40,126 1,154,819.50