

SOCIETATEA NATL DE GAZE N ROMGAZ SA RON1

ISIN: ROSNGNACNOR3 WKN: -

Overview

2023/03/21 16:59:58

Price

39.50 RON

Difference  -0.38% (-0.15)

General attributes

ISIN ROSNGNACNOR3

Symbol SNG

Exchange Bucharest Stock Exchange

Currency RON

Sector -

Security type Stock

Market cap (m) 3,096 EUR

Benchmark MSCI WORLD INDEX (STRD, UHD)

Market data

Bid (Bid size) 39.45 RON (115)

Ask (Ask size) 39.50 RON (3,679)

Open 40.00 RON

High 40.10 RON

Low 39.50 RON

Close (prev. day) 39.65 RON

VWAP 39.674797 RON

Volume (pcs) 40,730

Trading volume 1,615,954.50

Number of trades 381

Last size 100

Futures and Options

Related Futures -

Related Options -




5Y



Information about previous performance does not guarantee future performance.

Source: FactSet

Recent research

on market			
Date		Headline	Download
2023/01/09		Global Strategy 1Q 2023	
2023/01/09		Global Strategy 1Q 2023	
2022/10/10		Unstoppable inflation	
2022/09/27		Central banks in the spotlight	

Details

2023/03/21 16:59:58

Price

39.50 RON

Difference ▼ -0.38% (-0.15)

General attributes

ISIN	ROSNGNACNOR3
Symbol	SNG
Exchange	Bucharest Stock Exchange
Currency	RON
Sector	-
Security type	Stock
Market cap (m)	3,096 EUR
Benchmark	MSCI WORLD INDEX (STRD, UHD)

Market data

Bid (Bid size)	39.45 RON (115)
Ask (Ask size)	39.50 RON (3,679)
Open	40.00 RON
High	40.10 RON
Low	39.50 RON
Close (prev. day)	39.65 RON
VWAP	39.674797 RON
Volume (pcs)	40,730
Trading volume	1,615,954.50
Number of trades	381
Last size	100

Performance and Risk

	6M	1Y	3Y
Perf (%)	-5.28%	+4.91%	+49.06%
Perf (abs.)	-2.20	+1.85	+13.00
Beta	0.29	0.26	0.32
Volatility	24.81	25.92	23.26

5Y



Information about previous performance does not guarantee future performance.
Source: FactSet

Price data

Ø price 5 days Ø volume 5 days (pcs.)	39.88 RON (33,919)
Ø price 30 days Ø volume 30 days (pcs.)	40.49 RON (40,656)
Ø price 100 days Ø volume 100 days (pcs.)	40.14 RON (53,884)
Ø price 250 days Ø volume 250 days (pcs.)	42.57 RON (49,538)
YTD High date	42.90 RON (2023/03/06)
YTD Low date	37.95 RON (2023/01/03)
52 Weeks High date	52.20 RON (2022/06/28)
52 Weeks Low date	36.65 RON (2022/12/29)

Arbitrage views

Exchange	Date	Time	Price	Trading volume (mio.)	Number of trades
London Stock Exchange European Trade Reporting	2023/03/21	16:55	27.95 RON	0.00	1
Bucharest Stock Exchange	2023/03/21	16:59	39.50 RON	1.62	381

Company profile

Company Logo

Company Profile

Contact Details

SOCIETATEA NATL DE GAZE N ROMGAZ
SA

--

Telefon: -

Fax: -

E-mail: -