

# HARVEY NORMAN HOLDINGS LTD.

ISIN: **AU000000HVN7** WKN: **HVN**

## Overview

2023/12/11 08:14:24

**Price**  
2.30 EUR

**Difference**  -0.86% (-0.02)

### General attributes

ISIN	AU000000HVN7
Symbol	HVN
Exchange	Stuttgart
Currency	EUR
Sector	Commerce
Security type	Stock
Market cap (m)	2,962 EUR
Benchmark	ASX ALL ORDINARIES INDEX

### Market data

Bid (Bid size)	2.30 EUR (3,100)
Ask (Ask size)	2.44 EUR (3,000)
Open	2.30 EUR
High	2.30 EUR
Low	2.30 EUR
Close (prev. day)	2.32 EUR
VWAP	-
Volume (pcs)	0
Trading volume	0.00
Number of trades	1
Last size	0

### Futures and Options











Related Futures	-
Related Options	738

5Y



Information about previous performance does not guarantee future performance.  
Source: FactSet

### Recent research

on sector			
Date		Headline	Download
2023/12/07		Global Equity Ratings	
2023/12/07		Aktienempfehlungen Global	
2023/11/24		Global Equity Ratings	
2023/11/24		Aktienempfehlungen Global	
2023/10/27		Global Equity Ratings	

## Details

2023/12/11 08:14:24

**Price**  
2.30 EUR

**Difference** ▼ -0.86% (-0.02)

### General attributes

ISIN	AU000000HVN7
Symbol	HVN
Exchange	Stuttgart
Currency	EUR
Sector	Commerce
Security type	Stock
Market cap (m)	2,962 EUR
Benchmark	ASX ALL ORDINARIES INDEX

### Market data

Bid (Bid size)	2.30 EUR (3,100)
Ask (Ask size)	2.44 EUR (3,000)
Open	2.30 EUR
High	2.30 EUR
Low	2.30 EUR
Close (prev. day)	2.32 EUR
VWAP	-
Volume (pcs)	0
Trading volume	0.00
Number of trades	1
Last size	0

### Performance and Risk

	6M	1Y	3Y
Perf (%)	+20.83%	-12.78%	-14.71%
Perf (abs.)	+0.40	-0.34	-0.40
Beta	0.94	0.96	0.93
Volatility	36.10	41.61	40.60

5Y



Information about previous performance does not guarantee future performance.  
Source: FactSet

### Price data

Ø price 5 days   Ø volume 5 days (pcs.)	2.27 EUR (200)
Ø price 30 days   Ø volume 30 days (pcs.)	2.18 EUR (33)
Ø price 100 days   Ø volume 100 days (pcs.)	2.22 EUR (33)
Ø price 250 days   Ø volume 250 days (pcs.)	2.28 EUR (85)
YTD High   date	2.86 EUR (2023/01/18)
YTD Low   date	1.89 EUR (2023/06/26)
52 Weeks High   date	2.86 EUR (2023/01/18)
52 Weeks Low   date	1.89 EUR (2023/06/26)

### Arbitrage views

Exchange	Date	Time	Price	Trading volume (mio.)	Number of trades
Stuttgart	2023/12/11	08:14	2.30 EUR	0.00	1
Munich	2023/12/11	08:04	2.30 EUR	0.00	1
Frankfurt	2023/12/11	08:00	2.40 EUR	0.00	1
FINRA other OTC Issues	2023/11/08	21:44	2.215 USD	0.00	1
BX Swiss	-	-	-	0.00	-

Australian Securities  
Exchange

2023/12/ 06:11 3.90 AUD 7.05  
11

2,867

## Company profile

### Company Logo



### Contact Details

HARVEY NORMAN HOLDINGS LTD.

--

A1 Richmond Road - 2140 HOMEBUSH WEST

Telefon: +61 (02) 9201 6111

Fax: +61 (02) 9201 6250

E-mail: -

### Company Profile

-

#### Members of Management Board

Katie Page	Chairman of Managing Board
Chris Mentis	Member of Executive Committee
David Ackery	Member of Executive Committee
John Slack-Smith	Member of Executive Committee

#### Board of directors

Gerald Harvey	Chairman of Supervisory Board
Chris Mentis	Member of Supervisory Board
Christopher Brown	Member of Supervisory Board
David Ackery	Member of Supervisory Board
John Craven	Member of Supervisory Board
John Slack-Smith	Member of Supervisory Board
Kenneth Gunderson-Briggs	Member of Supervisory Board
Luisa Catanzaro	Member of Supervisory Board
Michael Harvey	Member of Supervisory Board