

# HARVEY NORMAN HOLDINGS LTD.

ISIN: **AU000000HVN7** WKN: **HVN**

## Overview

2023/09/22 08:10:52

**Price**  
2.26 EUR

**Difference**  -0.88% (-0.02)

### General attributes

ISIN	AU000000HVN7
Symbol	HVN
Exchange	Stuttgart
Currency	EUR
Sector	Commerce
Security type	Stock
Market cap (m)	2,917 EUR
Benchmark	ASX ALL ORDINARIES INDEX


### Market data

Bid (Bid size)	- (0)
Ask (Ask size)	- (0)
Open	2.26 EUR
High	2.26 EUR
Low	2.26 EUR
Close (prev. day)	2.28 EUR
VWAP	-
Volume (pcs)	0
Trading volume	0.00
Number of trades	3
Last size	0

### Futures and Options

Related Futures	-
Related Options	695

### PDF Downloads








Annual report: HARVEY NORMAN HOLDINGS LTD. 

5Y



Information about previous performance does not guarantee future performance.  
**Source:** FactSet

### Recent research

on sector			
Date		Headline	Download
2023/09/08		Global Equity Ratings	
2023/09/08		Aktienempfehlungen Global	
2023/08/22		Global Equity Ratings	
2023/08/22		Aktienempfehlungen Global	
2023/08/17		Global Equity Ratings	

## Details

2023/09/22 08:10:52

**Price**  
2.26 EUR

**Difference**  -0.88% (-0.02)

## General attributes

ISIN	AU000000HVN7
Symbol	HVN
Exchange	Stuttgart
Currency	EUR
Sector	Commerce
Security type	Stock
Market cap (m)	2,917 EUR
Benchmark	ASX ALL ORDINARIES INDEX

## Market data

Bid (Bid size)	- (0)
Ask (Ask size)	- (0)
Open	2.26 EUR
High	2.26 EUR
Low	2.26 EUR
Close (prev. day)	2.28 EUR
VWAP	-
Volume (pcs)	0
Trading volume	0.00
Number of trades	3
Last size	0

## Performance and Risk

	6M	1Y	3Y
Perf (%)	+0.00%	-19.29%	-15.67%
Perf (abs.)	+0.00	-0.54	-0.42
Beta	0.93	0.90	0.89
Volatility	45.04	43.72	40.17

5Y



Information about previous performance does not guarantee future performance.  
Source: FactSet

## Price data

Ø price 5 days   Ø volume 5 days (pcs.)	2.31 EUR (0)
Ø price 30 days   Ø volume 30 days (pcs.)	2.27 EUR (10)
Ø price 100 days   Ø volume 100 days (pcs.)	2.15 EUR (59)
Ø price 250 days   Ø volume 250 days (pcs.)	2.37 EUR (81)
YTD High   date	2.86 EUR (2023/01/18)
YTD Low   date	1.89 EUR (2023/06/26)
52 Weeks High   date	2.86 EUR (2023/01/18)
52 Weeks Low   date	1.89 EUR (2023/06/26)

## Arbitrage views

Exchange 	Date	Time	Price	Trading volume (mio.)	Number of trades
Stuttgart	2023/09/22	08:10	2.26 EUR	0.00	3
Munich	2023/09/22	08:06	2.40 EUR	0.00	1
Frankfurt	2023/09/22	08:01	2.26 EUR	0.00	1
FINRA other OTC Issues	-	-	-	0.00	-
BX Swiss	-	-	-	0.00	-
Australian Securities	2023/09/	08:10	3.87 AUD	12.11	2,342



## Company profile

### Company Logo



### Contact Details

HARVEY NORMAN HOLDINGS LTD.

--


A1 Richmond Road, Homebush West - 2140  
Sydney

Telefon: +61-2-9201-6111

Fax: +61-2-9201-6250

E-mail: -

### PDF Downloads

Annual report: HARVEY NORMAN  
HOLDINGS LTD. 

### Company Profile

Harvey Norman Holdings Ltd. engages in the retail, franchise, property, and digital enterprise business. Retail-New Zealand, Retail-Singapore and Malaysia, Retail-Slovenia and Croatia, Retail-Ireland and Northern Ireland, and Other-Franchised Retail. The company was founded by Gerald Harvey and Ian John Norman in October 1982 and is headquartered in Sydney, Australia.

### Members of Management Board

Katie Page Chairman of Managing Board

Chris Mentis Member of Executive Committee

David Ackery Member of Executive Committee

John Slack-Smith Member of Executive Committee

### Board of directors

Gerald Harvey Chairman of Supervisory Board

Chris Mentis Member of Supervisory Board

Christopher Brown Member of Supervisory Board

David Ackery Member of Supervisory Board

John Craven Member of Supervisory Board

John Slack-Smith Member of Supervisory Board

Kenneth Gunderson-Briggs Member of Supervisory Board

Luisa Catanzaro Member of Supervisory Board

Michael Harvey Member of Supervisory Board