

DOW JONES UK(GBP)

ISIN: **XC0006887803**

WKN: -

Overview

2022/12/06 07:13:41

Price

333.81 USDDifference  -0.00% (-0.01)

General attributes

ISIN	XC0006887803
Symbol	-
Country	Great Britain
Instruments in index	0
Type of index	-
Security type	Index

Market data

Open	334.52 USD
High	334.52 USD
Low	333.72 USD
Close (prev. day)	333.82 USD
Trading volume (m)	-
Volume (pcs)	-

Futures and Options

Related Futures	-
Related Options	-

5Y













Information about previous performance does not guarantee future performance.

Source: FactSet

Recent research

on market

Date	Headline	Download
2022/12/05	 North Macedonia Energy crisis slows growth	
2022/11/28	 Global Equity Ratings	
2022/11/28	 Aktienempfehlungen Global	
2022/11/24	 Montenegro Strong performance in 2022 but numero...	
2022/11/18	 Global Equity Ratings	

Details

2022/12/06 07:13:41

Price

333.81 USD

Difference

**-0.00%** (-0.01)

General attributes

ISIN XC0006887803

Symbol -

Country Great Britain

Security type Index

Instruments in index 0

Market data

Open 334.52 USD

High 334.52 USD

Low 333.72 USD

Close (prev. day) 333.82 USD

Trading volume (m) -

Volume (pcs) -

Performance and Risk

	6M	1Y	3Y
Perf (%)	-0.28%	+4.37%	+3.72%
Perf (abs.)	-0.94	+13.99	+11.97
Beta	-	-	-
Volatility	14.71	14.55	19.41

5Y



Information about previous performance does not guarantee future performance.

Source: FactSet

Price data

Ø price 5 days Ø volume 5 days (pcs.)	333.16 USD (0)
Ø price 30 days Ø volume 30 days (pcs.)	323.88 USD (0)
Ø price 100 days Ø volume 100 days (pcs.)	321.45 USD (0)
Ø price 250 days Ø volume 250 days (pcs.)	260.05 USD (0)
YTD High date	342.93 USD (2022/02/11)
YTD Low date	299.61 USD (2022/10/12)
52 Weeks High date	342.93 USD (2022/02/11)
52 Weeks Low date	299.61 USD (2022/10/12)

Composition

The composition is not available for this index.