

DOW JONES UK(GBP)

ISIN: **XC0006887803**

WKN: -

Overview

2021/11/29 02:47:46

Price

316.22 USDDifference  -0.01% (-0.03)

General attributes

ISIN	XC0006887803
Symbol	-
Country	Great Britain
Instruments in index	0
Type of index	-
Security type	Index













More information on countries & regions

[➤ Markets by Region](#)



Information about previous performance does not guarantee future performance.
Source: FactSet

Recent research

on market		
Date	Headline	Download
2021/11/24	 North Macedonia Political instability clouds out...	
2021/11/18	 Marktkommentar	
2021/11/12	 Baltics Back on track but with headwinds	
2021/11/05	 Global Equity Ratings	
2021/11/05	 Aktienempfehlungen Global	

Details

2021/11/29 02:47:46

Price

316.22 USD

Difference

**-0.01%** (-0.03)

General attributes

ISIN XC0006887803

Symbol -

Country Great Britain

Security type Index

Instruments in index 0

Market data

Open 316.24 USD

High 316.32 USD

Low 316.18 USD

Close (prev. day) 316.25 USD

Trading volume (m) -

Volume (pcs) -

Performance and Risk

	6M	1Y	3Y
Perf (%)	-	-	+0.31%
Perf (abs.)	-	-	+0.97
Beta	-	-	-
Volatility	5.56	8.87	18.77

5Y



Information about previous performance does not guarantee future performance.

Source: FactSet

Price data

Ø price 5 days Ø volume 5 days (pcs.)	324.61 USD (0)
Ø price 30 days Ø volume 30 days (pcs.)	195.85 USD (0)
Ø price 100 days Ø volume 100 days (pcs.)	103.45 USD (0)
Ø price 250 days Ø volume 250 days (pcs.)	143.41 USD (0)
YTD High date	331.91 USD (2021/11/12)
YTD Low date	286.92 USD (2021/01/29)
52 Weeks High date	331.91 USD (2021/11/12)
52 Weeks Low date	280.34 USD (2020/12/01)

Composition

The composition is not available for this index.