

DOW JONES UK(GBP)

ISIN: **XC0006887803**

WKN: -

Overview

2020/09/28 14:47:06

Price

263.98 USDDifference  1.86% (4.82)

General attributes

ISIN XC0006887803

Symbol -

Country Great Britain

Instruments in index 0

Type of index -

Security type Index

Market data

Open 258.05 USD

High 264.18 USD

Low 258.05 USD

Close (prev. day) 259.16 USD

Trading volume (m) -

Volume (pcs) -

Futures and Options

Related Futures -

Related Options -

5Y










Information about previous performance does not guarantee future performance.

Source: FactSet

Recent research

on market

Date	Headline	Download
2020/09/22	 Global Strategy Q4 2020	
2020/09/22	 Global Strategy Q4 2020	
2020/09/16	 Baltics Outlook Baltics benefited from less stri...	
2020/09/10	 Defensive Aktien nach starken Zugewinnen der Leiti...	
2020/09/01	 Updates zu J&J, LVMH, NVIDIA, Samsung	

Details

2020/09/28 14:47:06

Price

263.98 USDDifference  1.86% (4.82)

General attributes

ISIN XC0006887803

Symbol -

Country Great Britain

Security type Index

Instruments in index 0

Market data

Open 258.05 USD

High 264.18 USD

Low 258.05 USD

Close (prev. day) 259.16 USD

Trading volume (m) -

Volume (pcs) -

Performance and Risk

	6M	1Y	3Y
Perf (%)	+2.21%	-20.70%	-20.63%
Perf (abs.)	+5.61	-67.63	-67.38
Beta	-	-	-
Volatility	25.79	28.05	18.05

5Y



Information about previous performance does not guarantee future performance.

Source: FactSet

Price data

Ø price 5 days Ø volume 5 days (pcs.)	258.99 USD (0)
Ø price 30 days Ø volume 30 days (pcs.)	265.60 USD (0)
Ø price 100 days Ø volume 100 days (pcs.)	270.84 USD (0)
Ø price 250 days Ø volume 250 days (pcs.)	292.76 USD (0)
YTD High date	345.92 USD (2020/01/20)
YTD Low date	219.70 USD (2020/03/23)
52 Weeks High date	345.92 USD (2020/01/20)
52 Weeks Low date	219.70 USD (2020/03/23)

Composition

The composition is not available for this index.