

AUSTRIA CECE RDX(EUR)

ISIN: AT0000802079 WKN:

-

Overview

2021/06/18 17:46:00

Price

1,797.16 EUR

Difference  0.09% (1.70)

General attributes

ISIN	AT0000802079
Symbol	-
Country	Russia
Instruments in index	15
Type of index	-
Security type	Index

Top 5

Name	Price	+ - (%)	Trend
TCS GROUP ...	78.64	+4.85	
POLYUS PUB...	100.20	+0.75	
ROSNEFT OI...	7.392	+0.74	
OIL CO LUK...	91.94	+0.02	

Intraday 1W 1M 6M 1Y 3Y



5Y

Information about previous performance does not guarantee future performance.
Source: FactSet










Flop 5

Name	Price	+ - (%)	Trend
TATNEFT PJ...	43.40	-2.67	
NOVATEK PJ...	211.90	-2.12	
SBERBANK O...	16.995	-1.99	
SEVERSTAL'...	22.14	-1.60	
MAIL.RU GR...	22.38	-0.71	

Intraday 1W 1M 6M 1Y 3Y

Recent research

on market

Date	Headline	Download
2021/06/17	 Global Equity Ratings	
2021/06/17	 Aktienempfehlungen Global	
2021/06/16	 CEE CEE economies switching to higher gear	
2021/06/14	 Tightening to start soon	
2021/06/14	 CEE markets await central banks' meetings in Czech...	



More information on countries &

regions

➤ [Markets by Region](#)

Details

2021/06/18 17:46:00

Price

1,797.16 EURDifference  0.09% (1.70)

General attributes

ISIN AT0000802079

Symbol -

Country Russia

Security type Index

Instruments in index 15

Market data

Open 1,803.17 EUR

High 1,806.23 EUR

Low 1,790.66 EUR

Close (prev. day) 1,795.46 EUR

Trading volume (m) -

Volume (pcs) -

Performance and Risk

	6M	1Y	3Y
Perf (%)	+23.74%	+25.93%	+40.78%
Perf (abs.)	+344.77	+370.08	+520.56
Beta	-	-	-
Volatility	23.31	24.43	31.91



Information about previous performance does not guarantee future performance.
Source: FactSet

Price data

Ø price 5 days Ø volume 5 days (pcs.)	1,790.44 EUR (0)
Ø price 30 days Ø volume 30 days (pcs.)	1,711.34 EUR (0)
Ø price 100 days Ø volume 100 days (pcs.)	1,611.53 EUR (0)
Ø price 250 days Ø volume 250 days (pcs.)	1,453.82 EUR (0)
YTD High date	1,814.34 EUR (2021/06/17)
YTD Low date	1,411.23 EUR (2021/01/04)
52 Weeks High date	1,814.34 EUR (2021/06/17)
52 Weeks Low date	1,095.64 EUR (2020/11/02)

Composition

Name  ISIN	Price	Diff %  Diff +/-	Performance 	Date Time	Turnover Pc.  Turnover Money 
GAZPROM PJSC SPONSORED AD... US3682872078	7.43	-0.70% -0.05		21/06/18 17:35:29	8,066,235 59,929,229.49
MAGNIT GDR US55953Q2021	15.26	-0.42% -0.07		21/06/18 17:35:03	1,266,141 19,329,373.17
MAIL.RU GROUP LTD. ADR US5603172082	22.38	-0.71% -0.16		21/06/18 17:35:05	381,706 8,537,465.28
NORNICKEL PAO ADR US55315J1025	34.25	-0.12% -0.04		21/06/18 17:38:37	1,309,022 44,859,575.99
NOVATEK PJSC US6698881090	211.90	-2.12% -4.60		21/06/18 17:35:11	190,890 40,546,728.60
NOVOLIPETSK STEEL GDR US67011E2046	35.56	-0.56% -0.20		21/06/18 17:35:19	246,200 8,778,970.12
OIL CO LUKOIL PJSC US69343P1057	91.94	0.02% 0.02		21/06/18 17:35:05	665,464 61,172,650.30
PHOSAGRO PJSC US71922G2093	20.96	-0.19% -0.04		21/06/18 17:35:24	399,299 8,378,089.95
POLYUS PUBLIC JOINT STOCK... US73181M1172	100.20	0.75% 0.75		21/06/18 17:35:23	123,738 12,410,298.95
ROSNEFT OIL CO US67812M2070	7.392	0.74% 0.05		21/06/18 17:39:35	5,833,418 42,919,618.02
SBERBANK OF RUSSIA SPON US80585Y3080	16.995	-1.99% -0.35		21/06/18 17:35:04	4,055,564 69,270,843.58
SEVERSTAL' PAO GDR US8181503025	22.14	-1.60% -0.36		21/06/18 17:35:03	575,350 12,815,589.38
TATNEFT PJSC US8766292051	43.40	-2.67% -1.19		21/06/18 17:35:27	837,407 36,416,518.49
TCS GROUP HOLDING PLC ADR US87238U2033	78.64	4.85% 3.64		21/06/18 17:39:28	768,481 60,309,701.88
X5 RETAIL GROUP US98387E2054	32.72	-0.06% -0.02		21/06/18 17:39:06	396,415 13,043,156.76