

AUSTRIA CECE RDX(EUR)

ISIN: AT0000802079 WKN:

-

Overview

2021/05/14 17:46:00

Price

1,650.47 EURDifference  -0.68% (-11.32)

General attributes

ISIN	AT0000802079
Symbol	-
Country	Russia
Instruments in index	15
Type of index	-
Security type	Index

Top 5

Name	Price	+ - (%)	Trend
MAGNIT GDR	14.60	+1.18	
GAZPROM PJ...	6.696	+1.00	
OIL CO LUK...	81.86	+0.44	
POLYUS PUB...	101.00	+0.40	
NORNICKEL ...	37.01	+0.38	

Intraday 1W 1M 6M 1Y 3Y



5Y

Information about previous performance does not guarantee future performance.
Source: FactSet











Flop 5

Name	Price	+ - (%)	Trend
TCS GROUP ...	62.60	-1.84	
SBERBANK O...	16.305	-1.30	
TATNEFT PJ...	40.55	-0.93	
NOVATEK PJ...	185.20	-0.72	
PHOSAGRO P...	18.39	-0.70	

Intraday 1W 1M 6M 1Y 3Y

Recent research

on market

Date	Headline	Download
2021/05/12	 Global Equity Ratings	
2021/05/12	 Aktienempfehlungen Global	
2021/05/10	 Inflation likely shifted into a higher gear in Apr...	
2021/05/10	 Inflation likely shifted into a higher gear in Apr...	
2021/05/07	 Corporate Credit Monitor CEE	



More information on countries & regions

➤ Markets by Region

Details

2021/05/14 17:46:00

Price

1,650.47 EURDifference  -0.68% (-11.32)

General attributes

ISIN AT0000802079

Symbol -

Country Russia

Security type Index

Instruments in index 15

Market data

Open 1,657.12 EUR

High 1,666.92 EUR

Low 1,647.59 EUR

Close (prev. day) 1,661.79 EUR

Trading volume (m) -

Volume (pcs) -

Performance and Risk

	6M	1Y	3Y
Perf (%)	+25.54%	+25.64%	+21.11%
Perf (abs.)	+335.79	+336.86	+287.70
Beta	-	-	-
Volatility	25.68	26.79	31.94



Information about previous performance does not guarantee future performance.

Source: FactSet

Price data

Ø price 5 days Ø volume 5 days (pcs.)	1,656.10 EUR (0)
Ø price 30 days Ø volume 30 days (pcs.)	1,605.08 EUR (0)
Ø price 100 days Ø volume 100 days (pcs.)	1,557.02 EUR (0)
Ø price 250 days Ø volume 250 days (pcs.)	1,427.71 EUR (0)
YTD High date	1,704.35 EUR (2021/03/16)
YTD Low date	1,411.23 EUR (2021/01/04)
52 Weeks High date	1,704.35 EUR (2021/03/16)
52 Weeks Low date	1,095.64 EUR (2020/11/02)

Composition

Name  ISIN	Price	Diff %  Diff +/-	Performance 	Date Time	Turnover Pc.  Turnover Money 
GAZPROM PJSC SPONSORED AD... US3682872078	6.696	0.97% 0.06		21/05/14 17:36:46	4,637,183 30,971,165.40
MAGNIT GDR US55953Q2021	14.60	1.18% 0.17		21/05/14 17:35:10	326,820 4,792,855.95
MAIL.RU GROUP LTD. ADR US5603172082	20.32	-0.20% -0.04		21/05/14 17:35:11	266,957 5,347,520.23
NORNICKEL PAO ADR US55315J1025	37.01	0.38% 0.14		21/05/14 17:35:09	550,488 20,301,980.34
NOVATEK PJSC US6698881090	185.60	-0.72% -1.35		21/05/14 17:35:23	24,979 4,640,601.40
NOVOLIPETSK STEEL GDR US67011E2046	36.02	-0.50% -0.18		21/05/14 17:35:03	132,163 4,779,982.58
OIL CO LUKOIL PJSC US69343P1057	81.86	0.44% 0.36		21/05/14 17:35:20	140,556 11,488,755.24
PHOSAGRO PJSC US71922G2093	18.39	-0.70% -0.13		21/05/14 17:35:13	220,650 4,080,894.38
POLYUS PUBLIC JOINT STOCK... US73181M1172	101.00	0.40% 0.40		21/05/14 17:35:01	35,312 3,565,787.70
ROSNEFT OIL CO US67812M2070	7.326	-0.60% -0.04		21/05/14 17:35:15	881,781 6,467,817.76
SBERBANK OF RUSSIA SPON US80585Y3080	16.305	-1.30% -0.22		21/05/14 17:35:02	1,070,220 17,567,085.67
SEVERSTAL' PAO GDR US8181503025	23.88	-0.17% -0.04		21/05/14 17:35:21	274,057 6,544,134.80
TATNEFT PJSC US8766292051	40.55	-0.93% -0.38		21/05/14 17:37:02	85,027 3,446,619.76
TCS GROUP HOLDING PLC ADR US87238U2033	62.60	-2.31% -1.48		21/05/14 17:36:34	215,513 13,609,685.24
X5 RETAIL GROUP US98387E2054	31.62	0.22% 0.07		21/05/14 17:35:11	80,147 2,537,436.78