

AUSTRIA CECE RDX(EUR)

ISIN: AT0000802079 WKN:

-

Overview

2020/10/19 17:46:00

Price

1,183.35 EURDifference  -0.07% (-0.77)

General attributes

ISIN	AT0000802079
Symbol	-
Country	Russia
Instruments in index	15
Type of index	-
Security type	Index

Market data

Open	1,185.63 EUR
High	1,193.16 EUR
Low	1,179.77 EUR
Close (prev. day)	1,184.12 EUR
Trading volume (m)	-
Volume (pcs)	-

Top 5

Name 	Price	+ - (%) 	Trend 
MAGNIT GDR	15.31	+5.25	
X5 RETAIL ...	39.98	+1.84	
NORNICKEL ...	25.78	+1.70	
POLYUS PUB...	111.50	+1.60	
SBERBANK O...	10.435	+1.55	

Intraday 1W 1M 6M 1Y 3Y

Flop 5

Name 	Price	+ - (%) 	Trend 
TCS GROUP ...	22.70	-3.40	
TATNEFT PJ...	32.24	-3.01	
OIL CO LUK...	54.14	-1.39	

Intraday 1W 1M 6M 1Y 3Y

Futures and Options

Related Futures	0
Related Options	-

5Y








Information about previous performance does not guarantee future performance.

Source: FactSet

Recent research

on market

Date	Headline	Download
2020/10/19	 Hungarian central bank to decide on rates	
2020/10/19	 Central bank in Hungary, retail and industry in Po...	
2020/10/14	 CEE Special Should elevated inflation be of conc...	
2020/10/12	 Mixed inflation development across the region	
2020/10/12	 Inflation figures for September	

Details

2020/10/19 17:46:00

Price

1,183.35 EURDifference  -0.07% (-0.77)

General attributes

ISIN AT0000802079

Symbol -

Country Russia

Security type Index

Instruments in index 15

Market data

Open 1,185.63 EUR

High 1,193.16 EUR

Low 1,179.77 EUR

Close (prev. day) 1,184.12 EUR

Trading volume (m) -

Volume (pcs) -

Performance and Risk

	6M	1Y	3Y
Perf (%)	-6.11%	-30.06%	-8.66%
Perf (abs.)	-77.02	-508.94	-112.25
Beta	-	-	-
Volatility	29.10	45.36	31.81



5Y

Information about previous performance does not guarantee future performance.
Source: FactSet

Price data

Ø price 5 days Ø volume 5 days (pcs.)	1,196.20 EUR (0)
Ø price 30 days Ø volume 30 days (pcs.)	1,238.29 EUR (0)
Ø price 100 days Ø volume 100 days (pcs.)	1,347.32 EUR (0)
Ø price 250 days Ø volume 250 days (pcs.)	1,517.11 EUR (0)
YTD High date	2,027.67 EUR (2020/01/20)
YTD Low date	974.36 EUR (2020/03/18)
52 Weeks High date	2,027.67 EUR (2020/01/20)
52 Weeks Low date	974.36 EUR (2020/03/18)

Composition

Name  ISIN	Price	Diff %  Diff +/-	Performance 	Date Time	Turnover Pc.  Turnover Money 
GAZPROM PJSC SPONSORED AD... US3682872078	4.17	0.46% 0.02		20/10/19 17:36:30	5,414,923 22,479,615.73
MAGNIT GDR US55953Q2021	15.31	5.73% 0.83		20/10/19 17:35:29	337,663 5,093,906.61
NORNICKEL PAO ADR US55315J1025	25.78	2.06% 0.52		20/10/19 17:35:10	1,021,202 26,208,650.61
NOVATEK PJSC US6698881090	137.20	0.00% 0.00		20/10/19 17:35:18	26,278 3,623,078.70
NOVOLIPETSK STEEL GDR US67011E2046	21.88	0.37% 0.08		20/10/19 17:35:05	61,487 1,341,297.32
OIL CO LUKOIL PJSC US69343P1057	54.14	-1.10% -0.60		20/10/19 17:37:46	317,866 17,277,430.26
PHOSAGRO PJSC US71922G2093	11.84	0.17% 0.02		20/10/19 17:35:02	99,751 1,178,660.68
POLYUS PUBLIC JOINT STOCK... US73181M1172	111.50	1.60% 1.75		20/10/19 17:35:27	54,154 6,019,637.47
ROSNEFT OIL CO US67812M2070	4.897	-0.18% -0.01		20/10/19 17:36:54	955,672 4,688,124.27
SBERBANK OF RUSSIA SPON US80585Y3080	10.435	1.31% 0.14		20/10/19 17:35:55	3,107,117 32,279,143.31
SEVERSTAL' PAO GDR US8181503025	12.75	0.24% 0.03		20/10/19 17:36:12	180,355 2,289,832.24
SURGUTNEFTEGAZ ADR US8688612048	4.34	0.79% 0.03		20/10/19 17:35:21	87,242 377,203.72
TATNEFT PJSC US8766292051	32.24	-3.01% -1.00		20/10/19 17:35:08	150,942 4,910,085.84
TCS GROUP HOLDING PLC ADR US87238U2033	22.70	-3.40% -0.80		20/10/19 17:35:04	636,089 14,651,921.30
X5 RETAIL GROUP US98387E2054	39.98	1.94% 0.76		20/10/19 17:39:25	254,628 10,167,599.36