

AUSTRIA CECE RDX(EUR)

ISIN: AT0000802079 WKN:

-

Overview

2020/05/29 17:46:00

Price

1,422.06 EURDifference  -2.84% (-41.56)

General attributes

ISIN	AT0000802079
Symbol	-
Country	Russia
Instruments in index	15
Type of index	-
Security type	Index

Market data

Open	1,457.68 EUR
High	1,457.84 EUR
Low	1,417.29 EUR
Close (prev. day)	1,463.62 EUR
Trading volume (m)	-
Volume (pcs)	-

Top 5

Name	Price	+ - (%)	Trend
POLYUS PUB...	82.60	+2.88	
GAZPROM PJ...	5.554	+0.73	

Intraday 1W 1M 6M 1Y 3Y

Flop 5

Name	Price	+ - (%)	Trend
TATNEFT PJ...	45.00	-5.90	
NOVATEK PJ...	144.70	-3.66	
MAGNIT GDR	11.40	-3.63	
X5 RETAIL ...	29.54	-3.59	
TCS GROUP ...	17.36	-3.34	

Intraday 1W 1M 6M 1Y 3Y

Futures and Options

Related Futures	8
Related Options	-

5Y






Information about previous performance does not guarantee future performance.

Source: FactSet

Recent research

on market

Date	Headline	Download
2020/05/29	 Global Equity Ratings	
2020/05/29	 Globale Aktienempfehlungen	
2020/05/29	 CEE Special CEE labor market specifics	
2020/05/27	 Real economy data for April and GDP structure	
2020/05/25	 CEE FX taking breather after first virus wave	

Details

2020/05/29 17:46:00

Price

1,422.06 EURDifference  -2.84% (-41.56)

General attributes

ISIN AT0000802079

Symbol -

Country Russia

Security type Index

Instruments in index 15

Market data

Open 1,457.68 EUR

High 1,457.84 EUR

Low 1,417.29 EUR

Close (prev. day) 1,463.62 EUR

Trading volume (m) -

Volume (pcs) -

Performance and Risk

	6M	1Y	3Y
Perf (%)	-20.10%	-10.83%	+15.42%
Perf (abs.)	-357.77	-172.66	+189.99
Beta	-	-	-
Volatility	61.00	44.50	31.20



5Y

Information about previous performance does not guarantee future performance.
Source: FactSet

Price data

Ø price 5 days Ø volume 5 days (pcs.)	1,439.44 EUR (0)
Ø price 30 days Ø volume 30 days (pcs.)	1,343.32 EUR (0)
Ø price 100 days Ø volume 100 days (pcs.)	1,530.55 EUR (0)
Ø price 250 days Ø volume 250 days (pcs.)	1,643.63 EUR (0)
YTD High date	2,027.67 EUR (2020/01/20)
YTD Low date	974.36 EUR (2020/03/18)
52 Weeks High date	2,027.67 EUR (2020/01/20)
52 Weeks Low date	974.36 EUR (2020/03/18)

Composition

Name  ISIN	Price	Diff %  Diff +/-	Performance 	Date Time	Turnover Pc.  Turnover Money 
GAZPROM PJSC US3682872078	5.554	0.69% 0.04		20/05/29 17:39:31	20,245,323 111,720,039.94
MAGNIT GDR US55953Q2021	11.40	-3.63% -0.43		20/05/29 17:35:19	1,423,982 16,302,286.40
MAIL.RU GROUP LTD. ADR US5603172082	17.86	-1.76% -0.32		20/05/29 17:37:13	117,953 2,107,335.28
NORNICKEL PAO ADR US55315J1025	31.33	-1.48% -0.47		20/05/29 17:36:29	1,157,211 36,287,376.36
NOVATEK PJSC US6698881090	144.70	-5.42% -8.30		20/05/29 17:37:19	458,124 66,644,590.70
NOVOLIPETSK STEEL GDR US67011E2046	19.22	-2.19% -0.43		20/05/29 17:35:21	438,607 8,443,031.07
OIL CO LUKOIL PJSC US69343P1057	74.24	-2.95% -2.26		20/05/29 17:35:19	940,737 70,118,274.84
POLYUS PUBLIC JOINT STOCK... US73181M1172	82.60	3.31% 2.65		20/05/29 17:39:10	251,215 20,614,716.00
ROSNEFT OIL CO US67812M2070	5.204	-1.44% -0.08		20/05/29 17:35:07	3,251,071 16,937,452.28
SBERBANK OF RUSSIA SPON US80585Y3080	11.30	-3.25% -0.38		20/05/29 17:35:27	8,924,086 101,525,928.40
SEVERSTAL' PAO GDR US8181503025	13.11	-1.28% -0.17		20/05/29 17:37:16	660,632 8,656,097.82
SURGUTNEFTEGAZ ADR US8688612048	5.535	-2.29% -0.13		20/05/29 17:35:24	1,319,744 7,330,647.53
TATNEFT PJSC US8766292051	45.00	-5.90% -2.82		20/05/29 17:35:09	908,571 41,345,262.80
TCS GROUP HOLDING PLC ADR US87238U2033	17.36	-3.45% -0.62		20/05/29 17:38:02	960,437 16,681,253.06
X5 RETAIL GROUP US98387E2054	29.54	-3.59% -1.10		20/05/29 17:39:43	769,278 22,880,435.32