

AUSTRIA CECE RDX(EUR)

ISIN: AT0000802079 WKN:

-

Overview

2020/08/10 14:32:00

Price

1,362.49 EURDifference  0.24% (3.29)


General attributes

ISIN	AT0000802079
Symbol	-
Country	Russia
Instruments in index	15
Type of index	-
Security type	Index

Market data

Open	1,361.79 EUR
High	1,369.59 EUR
Low	1,359.04 EUR
Close (prev. day)	1,359.20 EUR
Trading volume (m)	-
Volume (pcs)	-

Top 5

Name 	Price	+ - (%) 	Trend 
NOVOLIPETS...	20.86	+2.66 	
SURGUTNEFT...	5.065	+1.38 	
SEVERSTAL'...	12.61	+1.04 	
MAIL.RU GR...	27.10	+0.74 	
NORNICKEL ...	27.73	+0.65 	

Intraday 1W 1M 6M 1Y 3Y

Flop 5

Name 	Price	+ - (%) 	Trend 
TCS GROUP ...	24.75	-4.26 	
MAGNIT GDR	14.92	-1.00 	
X5 RETAIL ...	38.44	-0.98 	
POLYUS PUB...	121.80	-0.73 	
TATNEFT PJ...	45.28	-0.66 	

Intraday 1W 1M 6M 1Y 3Y

5Y






Information about previous performance does not guarantee future performance.

Source: FactSet

Recent research

on market

Date	Headline	Download 
2020/08/10	 How much CEE was hit in the second quarter?	
2020/08/06	 US dollar weakness and EU package helped CEE FX	
2020/08/06	 Marktkommentar August 2020	
2020/08/04	 Recovering retail sales in CEE	
2020/08/03	 Strong rebound of retail sales, while industry lag...	

Futures and Options

Related Futures 0

Related Options -

Details

2020/08/10 14:32:00

Price

1,362.49 EURDifference  0.24% (3.29)

General attributes

ISIN AT0000802079

Symbol -

Country Russia

Security type Index

Instruments in index 15

Market data

Open 1,361.79 EUR

High 1,369.59 EUR

Low 1,359.04 EUR

Close (prev. day) 1,359.20 EUR

Trading volume (m) -

Volume (pcs) -

Performance and Risk

	6M	1Y	3Y
Perf (%)	-26.51%	-14.62%	+17.90%
Perf (abs.)	-490.30	-232.67	+206.39
Beta	-	-	-
Volatility	61.21	45.14	31.61



Information about previous performance does not guarantee future performance.

Source: FactSet

Price data

Ø price 5 days Ø volume 5 days (pcs.)	1,356.04 EUR (0)
Ø price 30 days Ø volume 30 days (pcs.)	1,376.43 EUR (0)
Ø price 100 days Ø volume 100 days (pcs.)	1,346.73 EUR (0)
Ø price 250 days Ø volume 250 days (pcs.)	1,590.64 EUR (0)
YTD High date	2,027.67 EUR (2020/01/20)
YTD Low date	974.36 EUR (2020/03/18)
52 Weeks High date	2,027.67 EUR (2020/01/20)
52 Weeks Low date	974.36 EUR (2020/03/18)

Composition

Name  ISIN	Price	Diff %  Diff +/-	Performance 	Date Time	Turnover Pc.  Turnover Money 
GAZPROM PJSC SPONSORED AD... US3682872078	5.064	0.44% 0.02		20/08/10 14:30:29	1,582,779 8,030,299.18
MAGNIT GDR US55953Q2021	14.92	-1.00% -0.15		20/08/10 14:24:44	42,465 634,165.07
MAIL.RU GROUP LTD. ADR US5603172082	27.10	0.74% 0.20		20/08/10 14:26:53	58,497 1,583,468.90
NORNICKEL PAO ADR US55315J1025	27.73	0.65% 0.18		20/08/10 14:31:09	343,068 9,508,586.49
NOVATEK PJSC US6698881090	150.10	0.07% 0.10		20/08/10 14:28:58	7,851 1,182,996.10
NOVOLIPETSK STEEL GDR US67011E2046	20.86	2.66% 0.54		20/08/10 14:30:18	27,212 564,208.56
OIL CO LUKOIL PJSC US69343P1057	69.58	0.20% 0.14		20/08/10 14:30:45	141,837 9,872,728.12
POLYUS PUBLIC JOINT STOCK... US73181M1172	121.80	-0.73% -0.90		20/08/10 14:28:24	30,379 3,687,404.60
ROSNEFT OIL CO US67812M2070	4.977	0.53% 0.03		20/08/10 14:24:44	327,973 1,631,765.33
SBERBANK OF RUSSIA SPON US80585Y3080	12.215	-0.61% -0.08		20/08/10 14:31:47	371,213 4,563,302.88
SEVERSTAL' PAO GDR US8181503025	12.61	1.04% 0.13		20/08/10 14:31:28	15,644 196,491.84
SURGUTNEFTEGAZ ADR US8688612048	5.065	1.38% 0.07		20/08/10 14:16:59	36,574 184,707.24
TATNEFT PJSC US8766292051	45.28	-0.66% -0.30		20/08/10 14:30:06	8,084 368,011.66
TCS GROUP HOLDING PLC ADR US87238U2033	24.80	-4.06% -1.05		20/08/10 14:32:01	321,929 8,198,210.45
X5 RETAIL GROUP US98387E2054	38.44	-0.98% -0.38		20/08/10 14:28:50	26,143 1,009,131.96