

## COLOPLAST

ISIN:

DK0060448595

WKN: -

## Overview

2021/04/09 22:26:31

Price

129.70 EUR

Difference  1.17% (1.50)

## General attributes

ISIN	DK0060448595
Symbol	COLO B
Exchange	Tradegate
Currency	EUR
Sector	Chemical / Pharmaceutical / Health
Security type	Stock
Market cap (m)	25,682 EUR
Benchmark	OMX COPENHAGEN 20

## Market data

Bid (Bid size)	129.15 EUR (50)
Ask (Ask size)	130.20 EUR (40)
Open	128.20 EUR
High	130.30 EUR
Low	127.75 EUR
Close (prev. day)	128.20 EUR
VWAP	129.40985 EUR
Volume (pcs)	1,848
Trading volume	239,149.40
Number of trades	31
Last size	-

## Futures and Options

Related Futures	18
Related Options	-











5Y



Information about previous performance does not guarantee future performance.

Source: FactSet

## Recent research

on instrument		on sector	
Date		Headline	Download
2021/04/08		Global Equity Ratings	
2021/04/08		Aktienempfehlungen Global	
2021/04/01		Global Equity Ratings	
2021/04/01		Aktienempfehlungen Global	
2021/03/03		Global Equity Ratings	

## Details

2021/04/09 22:26:31

## Price

129.70 EUR

Difference ▲ 1.17% (1.50)

## General attributes

ISIN	DK0060448595
Symbol	COLO B
Exchange	Tradegate
Currency	EUR
Sector	Chemical / Pharmaceutical / Health
Security type	Stock
Market cap (m)	25,682 EUR
Benchmark	OMX COPENHAGEN 20

## Market data

Bid (Bid size)	129.15 EUR (50)
Ask (Ask size)	130.20 EUR (40)
Open	128.20 EUR
High	130.30 EUR
Low	127.75 EUR
Close (prev. day)	128.20 EUR
VWAP	129.40985 EUR
Volume (pcs)	1,848
Trading volume	239,149.40
Number of trades	31
Last size	-

## Performance and Risk

	6M	1Y	3Y
Perf (%)	-2.03%	-2.03%	+90.02%
Perf (abs.)	-2.70	-2.70	+61.61
Beta	0.83	0.86	0.73
Volatility	26.68	26.62	27.52

5Y



Information about previous performance does not guarantee future performance.  
Source: FactSet

## Price data

Ø price 5 days   Ø volume 5 days (pcs.)	128.38 EUR (1,467)
Ø price 30 days   Ø volume 30 days (pcs.)	125.96 EUR (1,729)
Ø price 100 days   Ø volume 100 days (pcs.)	126.31 EUR (2,253)
Ø price 250 days   Ø volume 250 days (pcs.)	133.89 EUR (2,127)
YTD High   date	142.00 EUR (2021/02/15)
YTD Low   date	115.15 EUR (2021/03/05)
52 Weeks High   date	155.10 EUR (2020/06/02)
52 Weeks Low   date	115.15 EUR (2021/03/05)

## Arbitrage views

Exchange	Date	Time	Price	Trading volume (mio.)	Number of trades
Xetra	2021/04/08	11:07	125.80 EUR	0.12	9
Vienna Stock Exchange	2021/04/09	17:32	129.80 EUR	0.00	3
Tradegate	2021/04/09	22:26	129.70 EUR	0.24	31
Stuttgart	2021/04/09	16:45	129.55 EUR	0.02	9
SIX Swiss Exchange	2020/	17:36	111.00 CHF	0.00	1

	04/09					
Nasdaq Copenhagen	2021/ 04/09	16:59	965.60 DKK	147.35		3,864
Munich	2021/ 04/09	08:06	127.90 EUR	0.00		2
London Stock Exchange European Trade Reporting	2021/ 04/09	16:55	964.40 DKK	0.00		1
Hanover	2021/ 04/09	08:04	127.95 EUR	0.00		2
Frankfurt	2021/ 04/09	17:17	129.95 EUR	0.00		2
FINRA other OTC Issues	2021/ 04/09	21:40	155.42 USD	0.01		7
Duesseldorf	2021/ 04/09	19:31	128.85 EUR	0.00		16
Berlin	2021/ 04/09	18:45	130.05 EUR	0.00		14

## Company profile

### Company Logo

<https://>

### Company Profile

-

### Contact Details

COLOPLAST

--

Holtedam 1 3050 Humlebaek

Telefon: 45 49 11 11 11

Fax: 45 49 11 15 55

E-mail: -