

ASML HOLDING N.V.

ISIN: NL0010273215 WKN: -

Overview

2023/09/28 22:26:29

Price
549.20 EURDifference  0.37% (2.00)

General attributes

ISIN	NL0010273215
Symbol	ASML
Exchange	Tradegate
Currency	EUR
Sector	Technology
Security type	Stock
Market cap (m)	217,340 EUR
Benchmark	AMSTERDAM EXCHANGES INDEX

Market data

Bid (Bid size)	548.50 EUR (20)
Ask (Ask size)	549.80 EUR (56)
Open	548.20 EUR
High	556.20 EUR
Low	535.00 EUR
Close (prev. day)	547.20 EUR
VWAP	542.82904 EUR
Volume (pcs)	7,170
Trading volume	3,892,084.20
Number of trades	495
Last size	-

Futures and Options

Related Futures	53
Related Options	-

PDF Downloads

Annual report: ASML HOLDING N.V. 

5Y










Information about previous performance does not guarantee future performance.
Source: FactSet

Erste Group related products on underlying

Product type	# products
Reverse convertibles	1
Express bonds	1

Recent research

on instrument	on sector	on market
Date	Headline	Download
2023/09/08	 Global Equity Ratings	
2023/09/08	 Aktienempfehlungen Global	
2023/08/22	 Global Equity Ratings	
2023/08/22	 Aktienempfehlungen Global	
2023/08/17	 Global Equity Ratings	

Details

2023/09/28 22:26:29

Price

549.20 EUR

Difference ▲ 0.37% (2.00)

General attributes

ISIN	NL0010273215
Symbol	ASML
Exchange	Tradegate
Currency	EUR
Sector	Technology
Security type	Stock
Market cap (m)	217,340 EUR
Benchmark	AMSTERDAM EXCHANGES INDEX

Market data

Bid (Bid size)	548.50 EUR (20)
Ask (Ask size)	549.80 EUR (56)
Open	548.20 EUR
High	556.20 EUR
Low	535.00 EUR
Close (prev. day)	547.20 EUR
VWAP	542.82904 EUR
Volume (pcs)	7,170
Trading volume	3,892,084.20
Number of trades	495
Last size	-

Performance and Risk

	6M	1Y	3Y
Perf (%)	-6.65%	+21.34%	+73.11%
Perf (abs.)	-39.10	+96.60	+231.95
Beta	1.65	1.82	1.72
Volatility	28.62	35.51	38.20

5Y



Information about previous performance does not guarantee future performance.
Source: FactSet

Price data

Ø price 5 days Ø volume 5 days (pcs.)	548.64 EUR (6,444)
Ø price 30 days Ø volume 30 days (pcs.)	586.30 EUR (6,717)
Ø price 100 days Ø volume 100 days (pcs.)	627.70 EUR (6,972)
Ø price 250 days Ø volume 250 days (pcs.)	589.45 EUR (7,441)
YTD High date	698.10 EUR (2023/05/30)
YTD Low date	509.80 EUR (2023/01/02)
52 Weeks High date	698.10 EUR (2023/05/30)
52 Weeks Low date	376.00 EUR (2022/10/13)

Erste Group related products on underlying

Product type	# products
Reverse convertibles	1
Express bonds	1

All listings for ASML HOLDING N.V.

Exchange	Date	Time	Price	Trading volume (mio.)	Number of trades
Xetra	2023/	17:35	550.80 EUR	1.53	295

	09/28					
Vienna Stock Exchange	2023/ 09/28	10:07	541.00 EUR	0.00		2
Tradegate	2023/ 09/28	22:26	549.20 EUR	3.89		495
Stuttgart	2023/ 09/28	21:52	550.80 EUR	0.40		42
Munich	2023/ 09/28	18:58	554.00 EUR	0.01		3
London Stock Exchange European Trade Reporting	2023/ 09/28	17:30	549.65 EUR	6.46		61
Hanover	2023/ 09/28	08:00	546.60 EUR	0.00		1
Hamburg	2023/ 09/28	21:13	555.60 EUR	0.02		4
Frankfurt	2023/ 09/28	21:35	555.60 EUR	0.17		27
FINRA other OTC Issues	2023/ 09/28	21:53	580.50 USD	0.36		28
Euronext Milan MTF Trading After Hours	2023/ 09/18	19:01	560.00 EUR	0.01		3
Euronext Milan MTF Global Equity Market	2023/ 09/28	17:44	550.00 EUR	0.13		19
Euronext Amsterdam	2023/ 09/28	17:36	550.80 EUR	346.85		33,354
Duesseldorf	2023/ 09/28	19:31	549.30 EUR	0.00		6
Berlin	2023/ 09/28	17:49	553.60 EUR	0.01		3
BX Swiss	2023/ 09/28	18:00	530.284 CHF	0.00		1

Company profile

Company Logo



Contact Details

ASML HOLDING NV

--

De Run 6501 - 5504 DR Veldhoven

Telefon: +31-40-268-30-00

Fax: +31-40-268-20-00

E-mail: corpcom@asml.com

PDF Downloads

Annual report: ASML HOLDING N.V.



Company Profile

ASML Holding NV engages in the development, production, marketing, sales, upgrading and servicing of advanced semiconductor equipment systems. It includes lithography, metrology and inspection systems. It operates through the following geographical segments: Japan, South Korea, Singapore, Taiwan, China, Rest of Asia, Netherlands, Europe, the Middle East and Africa (EMEA), and United States. The company was founded on April 1, 1984 and is headquartered in Veldhoven, the Netherlands.

Members of Management Board

Peter Wennink	Chairman of Managing Board
Christophe D. Fouquet	Member of Executive Committee
Frederic Schneider-Maunoury	Member of Executive Committee
Martin van den Brink	Member of Executive Committee
Roger Dassen	Member of Executive Committee

Board of directors

Ann Steegen	Member of Supervisory Board
Alexander Friedrich Everke	Member of Supervisory Board
Antoinette P. Aris	Member of Supervisory Board
Birgit Conix	Member of Supervisory Board
D. Mark Durcan	Member of Supervisory Board
David Warren East	Member of Supervisory Board
Jack P. de Kreij	Member of Supervisory Board
Nils Andersen	Member of Supervisory Board
Terri Kelly	Member of Supervisory Board