

## ASML HOLDING N.V.

ISIN: NL0010273215 WKN: -

## Overview

2023/05/29 17:35:30

Price  
676.20 EURDifference  -0.86% (-5.90)

## General attributes

ISIN	NL0010273215
Symbol	ASML
Exchange	Euronext Amsterdam
Currency	EUR
Sector	Technology
Security type	Stock
Market cap (m)	266,821 EUR
Benchmark	AMSTERDAM EXCHANGES INDEX

## Market data

Bid (Bid size)	675.00 EUR (187)
Ask (Ask size)	680.00 EUR (51)
Open	685.80 EUR
High	687.80 EUR
Low	675.50 EUR
Close (prev. day)	682.10 EUR
VWAP	680.749459 EUR
Volume (pcs)	331,007
Trading volume	225,332,836.00
Number of trades	15,385
Last size	31

## Futures and Options

Related Futures	53
Related Options	-

## PDF Downloads

Annual report: ASML HOLDING N.V. 

5Y









Information about previous performance does not guarantee future performance.  
Source: FactSet

## Erste Group related products on underlying

Product type	# products
Reverse convertibles	1
Express bonds	2

## Recent research

on instrument	on sector	on market
Date	Headline	Download
2023/05/24	 Global Equity Ratings	
2023/05/24	 Aktienempfehlungen Global	
2023/05/03	 Global Equity Ratings	
2023/05/03	 Aktienempfehlungen Global	
2023/04/25	 Global Equity Ratings	

## Details

2023/05/29 17:35:30

**Price**  
676.20 EUR

**Difference** ▼ -0.86% (-5.90)

### General attributes

ISIN	NL0010273215
Symbol	ASML
Exchange	Euronext Amsterdam
Currency	EUR
Sector	Technology
Security type	Stock
Market cap (m)	266,821 EUR
Benchmark	AMSTERDAM EXCHANGES INDEX

### Market data

Bid (Bid size)	675.00 EUR (187)
Ask (Ask size)	680.00 EUR (51)
Open	685.80 EUR
High	687.80 EUR
Low	675.50 EUR
Close (prev. day)	682.10 EUR
VWAP	680.749459 EUR
Volume (pcs)	331,007
Trading volume	225,332,836.00
Number of trades	15,385
Last size	31

### Performance and Risk

	6M	1Y	3Y
Perf (%)	+20.79%	+24.92%	+130.82%
Perf (abs.)	+116.40	+134.90	+383.25
Beta	1.71	1.80	1.64
Volatility	33.10	39.78	36.88



Information about previous performance does not guarantee future performance.  
Source: FactSet

### Price data

Ø price 5 days   Ø volume 5 days (pcs.)	653.52 EUR (723,852)
Ø price 30 days   Ø volume 30 days (pcs.)	600.07 EUR (648,403)
Ø price 100 days   Ø volume 100 days (pcs.)	600.66 EUR (678,695)
Ø price 250 days   Ø volume 250 days (pcs.)	540.86 EUR (738,693)
YTD High   date	688.00 EUR (2023/05/26)
YTD Low   date	509.20 EUR (2023/01/02)
52 Weeks High   date	688.00 EUR (2023/05/26)
52 Weeks Low   date	375.75 EUR (2022/10/13)

### Erste Group related products on underlying

Product type	# products
Reverse convertibles	1
Express bonds	2

### All listings for ASML HOLDING N.V.

Exchange	Date	Time	Price	Trading volume (mio.)	Number of trades
Xetra	2023/	17:35	675.70 EUR	0.94	131

	05/29					
Vienna Stock Exchange	2023/ 05/29	09:09	682.00 EUR	0.00		2
Tradegate	2023/ 05/29	20:01	679.00 EUR	3.20		302
Stuttgart	2023/ 05/29	21:23	678.70 EUR	0.18		22
Munich	2023/ 05/29	20:32	678.60 EUR	0.01		2
London Stock Exchange European Trade Reporting	2023/ 05/26	17:30	682.60 EUR	2.48		86
Hanover	2023/ 05/29	08:00	689.10 EUR	0.00		1
Hamburg	2023/ 05/29	08:00	689.10 EUR	0.00		1
Frankfurt	2023/ 05/29	18:44	677.90 EUR	0.15		14
FINRA other OTC Issues	2023/ 05/26	21:54	735.75 USD	1.64		31
Euronext Milan MTF Trading After Hours	2023/ 05/25	20:19	644.70 EUR	0.00		1
Euronext Milan MTF Global Equity Market	2023/ 05/29	17:44	676.20 EUR	0.29		49
Euronext Amsterdam	2023/ 05/29	17:35	676.20 EUR	225.33		15,385
Duesseldorf	2023/ 05/29	21:01	675.90 EUR	0.00		11
Berlin	2023/ 05/29	08:17	680.00 EUR	0.00		1
BX Swiss	2023/ 05/26	18:00	650.189 CHF	0.01		1

## Company profile

### Company Logo



### Contact Details

ASML HOLDING NV

--

De Run 6501 - 5504 DR Veldhoven

Telefon: +31-40-268-30-00

Fax: +31-40-268-20-00

E-mail: corpcom@asml.com

### PDF Downloads

Annual report: ASML HOLDING N.V.



### Company Profile

ASML Holding NV engages in the development, production, marketing, sales, upgrading and servicing of advanced semiconductor equipment systems. It includes lithography, metrology and inspection systems. It operates through the following geographical segments: Japan, South Korea, Singapore, Taiwan, Chine, Rest of Asia, Netherlands, Europe, the Middle East and Africa (EMEA), and United States. The company was founded on April 1, 1984 and is headquartered in Veldhoven, the Netherlands.

### Members of Management Board

Peter Wennink	Chairman of Managing Board
Christophe D. Fouquet	Member of Executive Committee
Frederic Schneider-Maunoury	Member of Executive Committee
Martin van den Brink	Member of Executive Committee
Roger Dassen	Member of Executive Committee

### Board of directors

Ann Steegen	Member of Supervisory Board
Alexander Friedrich Everke	Member of Supervisory Board
Antoinette P. Aris	Member of Supervisory Board
Birgit Conix	Member of Supervisory Board
D. Mark Durcan	Member of Supervisory Board
David Warren East	Member of Supervisory Board
Jack P. de Kreij	Member of Supervisory Board
Nils Andersen	Member of Supervisory Board
Terri Kelly	Member of Supervisory Board