

NESTE CORPORATION

ISIN: **FI0009013296** WKN:
NESTE

Overview

2020/06/02 13:29:21

Price
35.63 EUR

Difference  -0.89% (-0.32)

General attributes

ISIN	FI0009013296
Symbol	NESTE
Exchange	Tradegate
Currency	EUR
Sector	Utilities
Security type	Stock
Market cap (m)	27,584 EUR
Benchmark	OMX HELSINKI 25

Market data

Bid (Bid size)	35.59 EUR (1,200)
Ask (Ask size)	35.65 EUR (1,200)
Open	35.78 EUR
High	36.05 EUR
Low	34.89 EUR
Close (prev. day)	35.95 EUR
VWAP	35.4051 EUR
Volume (pcs)	3,510
Trading volume	124,271.89
Number of trades	23
Last size	20

Futures and Options









Related Futures	23
Related Options	-

5Y



Information about previous performance does not guarantee future performance.
Source: FactSet

Recent research

on sector		on market	
Date		Headline	Download
2020/05/29		Global Equity Ratings	
2020/05/29		Globale Aktienempfehlungen	
2020/05/15		Equity Weekly	
2020/05/14		Global Equity Ratings	
2020/05/14		Globale Aktienempfehlungen	

Details

2020/06/02 13:29:21

Price

35.63 EUR

Difference  -0.89% (-0.32)

General attributes

ISIN	FI0009013296
Symbol	NESTE
Exchange	Tradegate
Currency	EUR
Sector	Utilities
Security type	Stock
Market cap (m)	27,584 EUR
Benchmark	OMX HELSINKI 25

Market data

Bid (Bid size)	35.59 EUR (1,200)
Ask (Ask size)	35.65 EUR (1,200)
Open	35.78 EUR
High	36.05 EUR
Low	34.89 EUR
Close (prev. day)	35.95 EUR
VWAP	35.4051 EUR
Volume (pcs)	3,510
Trading volume	124,271.89
Number of trades	23
Last size	20

Performance and Risk

	6M	1Y	3Y
Perf (%)	+17.22%	+19.36%	+199.28%
Perf (abs.)	+5.28	+5.83	+23.94
Beta	1.25	1.23	1.16
Volatility	65.13	49.95	38.05

5Y



Information about previous performance does not guarantee future performance.
Source: FactSet

Price data

Ø price 5 days Ø volume 5 days (pcs.)	36.30 EUR (4,183)
Ø price 30 days Ø volume 30 days (pcs.)	32.22 EUR (4,603)
Ø price 100 days Ø volume 100 days (pcs.)	32.65 EUR (6,560)
Ø price 250 days Ø volume 250 days (pcs.)	31.10 EUR (3,627)
YTD High date	40.00 EUR (2020/02/07)
YTD Low date	20.23 EUR (2020/03/18)
52 Weeks High date	40.00 EUR (2020/02/07)
52 Weeks Low date	20.23 EUR (2020/03/18)

All listings for NESTE CORPORATION

Exchange 	Date	Time	Price	Trading volume (mio.)	Number of trades
Xetra	2020/06/02	11:19	35.85 EUR	0.00	5
Tradegate	2020/06/02	13:29	35.63 EUR	0.12	23
Stuttgart	2020/06/02	08:13	35.78 EUR	0.00	1
OMX Helsinki	2020/06/02	14:36	35.65 EUR	36.68	6,501
Munich	2020/06/02	08:28	35.90 EUR	0.00	1

	06/02						
London Stock Exchange European Trade Reporting	2020/ 06/02	14:17	35.64	EUR	0.17		5
Frankfurt	2020/ 06/02	08:01	36.24	EUR	0.00		1
FINRA other OTC Issues	2020/ 05/19	17:44	37.00	USD	0.01		1
Duesseldorf	2020/ 06/02	12:00	35.52	EUR	0.00		4
Berlin	2020/ 06/02	08:08	35.78	EUR	0.00		1

Company profile

Company Logo

The logo for NESTE, featuring the word "NESTE" in a bold, blue, sans-serif font.

Company Profile

-

Contact Details

NESTE CORPORATION

--

PO Box 95, Keilaranta 8 00095 Espoo

Telefon: +358 10 458 11

Fax: +358 10 458 4442

E-mail: oilinvestors@nesteoil.com