

NIKKEI 225

ISIN: JP9010C00002 WKN: -

Overview

2023/05/26 08:00:00	
Price	30,916.31 JPY
Difference	▲ 0.37% (115.18)
General attributes	
ISIN	JP9010C00002
Symbol	-
Country	Japan
Instruments in index	225
Type of index	Price Index
Security type	Index
Market data	
Open	31,047.03 JPY
High	31,101.60 JPY
Low	30,864.49 JPY
Close (prev. day)	30,801.13 JPY
Trading volume (m)	-
Volume (pcs)	-



Information about previous performance does not guarantee future performance.
Source: FactSet

Top 5

Name	Price	+ - (%)	Trend
KAWASAKI H...	3,140.00	+6.66	▲
TAIYO YUDE...	4,410.00	+6.52	▲
SCREEN HOL...	14,430.00	+5.79	▲
FUJIKURA N...	1,105.00	+4.44	▲
TOKYO ELEC...	19,635.00	+4.44	▲

Intraday 1W 1M 6M 1Y 3Y

Recent research

Date	Headline	Download
2023/05/24	Global Equity Ratings	Download
2023/05/03	Global Equity Ratings	Download
2023/03/10	Aktienempfehlungen Global	Download
2023/03/09	US-Dollar remains volatile	Download
2023/03/09	US-Dollar bleibt volatil	Download

Flop 5

Name	Price	+ - (%)	Trend
ISUZU MOTO...	1,627.00	-3.50	▼
INPEX CORP...	1,511.00	-3.20	▼

MITSUI E&S...	490.00	-3.16	↓
SUMITOMO D...	683.00	-3.12	↓
JTEKT CORP...	1,187.00	-2.47	↓

Intraday	1W	1M	6M	1Y	3Y
----------	----	----	----	----	----

Futures and Options

Related Futures	40
Related Options	-

Details

2023/05/26 08:00:00

Price

30,916.31 JPY

Difference ▲ 0.37% (115.18)

General attributes

ISIN	JP9010C00002
Symbol	-
Country	Japan
Security type	Index
Instruments in index	225

Market data

Open	31,047.03 JPY
High	31,101.60 JPY
Low	30,864.49 JPY
Close (prev. day)	30,801.13 JPY
Trading volume (m)	-
Volume (pcs)	-

Performance and Risk

	6M	1Y	3Y
Perf (%)	+9.20%	+16.01%	+45.10%
Perf (abs.)	+2,600.89	+4,259.65	+9,593.32
Beta	-	-	-
Volatility	14.10	16.37	18.46

5Y



Information about previous performance does not guarantee future performance.
Source: FactSet

Price data























Ø price 5 days Ø volume 5 days (pcs.)	30,701.49 JPY (0)
Ø price 30 days Ø volume 30 days (pcs.)	29,197.43 JPY (0)
Ø price 100 days Ø volume 100 days (pcs.)	27,781.52 JPY (0)
Ø price 250 days Ø volume 250 days (pcs.)	27,484.69 JPY (0)
YTD High date	31,352.53 JPY (2023/05/23)
YTD Low date	25,661.89 JPY (2023/01/04)
52 Weeks High date	31,352.53 JPY (2023/05/23)
52 Weeks Low date	25,520.23 JPY (2022/06/20)

Composition

Name ISIN	Price	Diff % Diff +/-	Performance	Date Time	Turnover Pc. Turnover Money
ADVANTEST CORP JP3122400009	16,980.00	3.92% 640.00		23/05/26 08:00:00	7,725,600 1,301,559,860.00
AEON CO LTD NPV JP3388200002	2,841.00	0.48% 13.50		23/05/26 08:00:00	1,373,700 39,062,440.50
AGC INC. JP3112000009	5,070.00	-0.78% -40.00		23/05/26 08:00:00	832,200 42,435,640.00
AJINOMOTO CORP INC. JP3119600009	5,452.00	1.38% 74.00		23/05/26 08:00:00	2,059,200 112,018,426.00
ALPS ALPINE CO. LTD. JP3126400005	1,244.00	-0.32% -4.00		23/05/26 08:00:00	1,465,300 18,332,250.00
AMADA CO LTD JP3122800000	1,350.00	-1.32% -18.00		23/05/26 08:00:00	1,164,800 15,826,642.00
ANA HOLDINGS INC. JP3429800000	3,064.00	1.76% 53.00		23/05/26 08:00:00	2,775,400 84,850,004.00
AOZORA BANK NPV JP3711200000	2,540.00	-0.31% -8.00		23/05/26 08:00:00	795,000 20,250,136.00
ASAHI GROUP HOLDINGS LTD JP3116000005	5,398.00	0.26% 14.00		23/05/26 08:00:00	1,500,200 80,938,434.00
ASAHI KASEI CORP JP3111200006	960.00	-0.38% -3.70		23/05/26 08:00:00	3,344,200 32,201,784.40
ASTELLAS PHARMA INC. JP3942400007	2,319.50	-0.92% -21.50		23/05/26 08:00:00	5,777,700 134,484,757.00
BANDAI NAMCO HOLDINGS INC... JP3778630008	3,263.00	-0.61% -20.00		23/05/26 08:00:00	1,515,200 49,523,865.00
BRIDGESTONE CORP NPV JP3830800003	5,717.00	0.76% 43.00		23/05/26 08:00:00	1,928,500 110,380,904.00
CANON INC. JP3242800005	3,473.00	-0.66% -23.00		23/05/26 08:00:00	5,555,900 193,876,175.00
CASIO COMPUTER CORP LTD. JP3209000003	1,175.00	-0.25% -3.00		23/05/26 08:00:00	1,414,200 16,695,032.00
CENTRAL JAPAN RAILWAY CO ... JP3566800003	17,070.00	3.86% 635.00		23/05/26 08:00:00	1,037,400 175,863,645.00
CHIBA BANK LTD. JP3511800009	874.00	-0.68% -6.00		23/05/26 08:00:00	1,954,100 17,119,860.00
CHUBU ELECTRIC POWER CORP... JP3526600006	1,665.00	-0.18% -3.00		23/05/26 08:00:00	1,798,100 29,924,292.00
CHUGAI PHARMACEUTICAL CO ... JP3519400000	3,753.00	-0.19% -7.00		23/05/26 08:00:00	2,655,000 99,472,703.00
CITIZEN WATCH CO. LTD. JP3352400000	806.00	0.37% 3.00		23/05/26 08:00:00	1,458,900 11,803,785.00
COMSYS HOLDINGS CORP NPV JP3305530002	2,759.00	-1.53% -43.00		23/05/26 08:00:00	433,000 12,003,771.00
CONCORDIA FINANCIAL GROUP... JP3305990008	542.00	-0.91% -5.00		23/05/26 08:00:00	3,008,900 16,380,931.00
CREDIT SAISON CORP LTD. JP3271400008	1,906.00	-2.01% -39.00		23/05/26 08:00:00	510,500 9,792,731.00

CYBERAGENT INC. JP331140000	986.00	-1.79% -18.00		23/05/26 08:00:00	6,513,800 64,407,033.00
DAI NIPPON PRINTING CORP ... JP3493800001	3,975.00	0.13% 5.00		23/05/26 08:00:00	724,700 28,826,825.00
DAI-ICHI LIFE HOLDINGS IN... JP3476480003	2,408.00	-0.84% -20.50		23/05/26 08:00:00	4,736,900 114,584,725.00
DAIICHI SANKYO CO LTD JP3475350009	4,507.00	-1.62% -74.00		23/05/26 08:00:00	4,223,900 191,142,954.00
DAIKIN INDUSTRIES LTD. JP3481800005	26,805.00	-0.85% -230.00		23/05/26 08:00:00	1,072,800 288,623,165.00
DAIWA HOUSE INDUSTRY CO. ... JP3505000004	3,562.00	-0.95% -34.00		23/05/26 08:00:00	1,283,800 45,889,767.00
DAIWA SECURITIES GROUP NP... JP3502200003	631.00	-1.41% -9.00		23/05/26 08:00:00	3,044,000 19,311,030.00
DENA CO LTD JP3548610009	1,854.00	-1.23% -23.00		23/05/26 08:00:00	355,800 6,613,217.00
DENKA CO. LTD. JP3549600009	2,635.00	-1.42% -38.00		23/05/26 08:00:00	432,100 11,442,438.00
DENSO CORP JP3551500006	8,729.00	0.67% 58.00		23/05/26 08:00:00	1,126,300 98,529,673.00
DENTSU GROUP INC. JP3551520004	4,490.00	-1.86% -85.00		23/05/26 08:00:00	547,200 24,758,935.00
DIC CORP JP3493400000	2,551.00	-0.74% -19.00		23/05/26 08:00:00	217,300 5,560,395.00
DOWA HOLDINGS INC. JP3638600001	4,215.00	-2.20% -95.00		23/05/26 08:00:00	203,400 8,606,225.00
EAST JAPAN RAILWAY CORP JP3783600004	7,901.00	2.57% 198.00		23/05/26 08:00:00	1,449,700 114,132,864.00
EBARA CORP JP3166000004	6,240.00	-1.73% -110.00		23/05/26 08:00:00	298,200 18,754,380.00
EISAI CO. LTD. JP3160400002	8,977.00	1.15% 102.00		23/05/26 08:00:00	1,553,700 139,228,313.00
ENEOS HOLDINGS INC. JP3386450005	472.30	-1.42% -6.80		23/05/26 08:00:00	13,534,800 64,098,281.40
FANUC CORP. JP3802400006	4,720.00	-0.97% -46.00		23/05/26 08:00:00	3,339,100 158,370,899.00
FAST RETAILING CO LTD NPV JP3802300008	33,110.00	-0.15% -50.00		23/05/26 08:00:00	935,200 309,631,050.00
FUJI ELECTRIC CO. LTD. JP3820000002	6,070.00	-1.14% -70.00		23/05/26 08:00:00	710,100 43,303,990.00
FUJIFILM HOLDINGS CORP JP3814000000	8,409.00	0.53% 44.00		23/05/26 08:00:00	1,505,700 126,392,056.00
FUJIKURA NPV JP3811000003	1,105.00	4.44% 47.00		23/05/26 08:00:00	5,576,900 61,115,359.00
FUJITSU LTD. JP3818000006	18,035.00	-0.39% -70.00		23/05/26 08:00:00	627,900 113,320,405.00
FUKUOKA FINANCIAL GROUP JP3805010000	2,596.00	-0.92% -24.00		23/05/26 08:00:00	577,800 15,050,602.00
FURUKAWA ELECTRIC CORP LT... JP3827200001	2,417.00	-0.33% -8.00		23/05/26 08:00:00	388,400 9,411,506.00
GS YUASA CORP. JP3385820000	2,500.00	-0.75% -19.00		23/05/26 08:00:00	525,000 13,205,084.00
HASEKO CORP JP3768600003	1,621.00	-0.86% -14.00		23/05/26 08:00:00	834,900 13,569,671.00
HINO MOTORS LTD.	546.00	-1.80%		23/05/26	1,702,400

JP3792600003		-10.00		08:00:00	9,360,013.00
HITACHI CONSTRUCTION MACH...	3,470.00	-1.00%		23/05/26	766,500
JP3787000003		-35.00		08:00:00	26,804,180.00
HITACHI LTD.	8,181.00	1.54%	█	23/05/26	3,077,300
JP3788600009		124.00		08:00:00	251,322,535.00
HITACHI ZOSEN CORP.	832.00	-1.19%		23/05/26	800,700
JP3789000001		-10.00		08:00:00	6,709,530.00
HONDA MOTOR CORP LTD.	3,974.00	-0.53%		23/05/26	5,157,600
JP3854600008		-21.00		08:00:00	205,988,428.00
HOYA CORP	16,955.00	3.38%	█	23/05/26	1,702,200
JP3837800006		555.00		08:00:00	287,775,120.00
IDEMITSU KOSAN CO. LTD.	2,776.00	-2.32%		23/05/26	1,416,100
JP3142500002		-66.00		08:00:00	39,476,255.00
IHI CORP	3,385.00	1.50%	█	23/05/26	1,393,000
JP3134800006		50.00		08:00:00	47,289,700.00
INPEX CORP.	1,511.00	-3.20%		23/05/26	8,775,000
JP3294460005		-50.00		08:00:00	133,726,085.00
ISETAN MITSUKOSHI HLDGS. ...	1,432.00	2.29%	█	23/05/26	2,958,900
JP3894900004		32.00		08:00:00	41,955,127.00
ISUZU MOTORS LTD.	1,627.00	-3.50%		23/05/26	3,718,900
JP3137200006		-59.00		08:00:00	61,233,701.00
ITOCU CORP.	4,785.00	0.95%	█	23/05/26	4,080,800
JP3143600009		45.00		08:00:00	195,259,865.00
J FRONT RETAILING CO LTD ...	1,386.00	0.65%	█	23/05/26	2,133,200
JP3386380004		9.00		08:00:00	29,398,103.00
JAPAN AIRLINES CO. LTD.	2,705.00	3.05%	█	23/05/26	4,889,700
JP3705200008		80.00		08:00:00	131,651,853.00
JAPAN EXCHANGE GROUP INC.	2,305.50	-0.99%		23/05/26	1,476,200
JP3183200009		-23.00		08:00:00	34,183,678.50
JAPAN POST HLDGS CO LTD N...	1,000.00	0.03%		23/05/26	10,020,400
JP3752900005		0.30		08:00:00	100,209,473.80
JAPAN STEEL WORKS LTD.	2,763.00	-2.16%		23/05/26	539,000
JP3721400004		-61.00		08:00:00	14,999,486.00
JAPAN TOBACCO INC NPV	3,072.00	-0.26%		23/05/26	4,262,900
JP3726800000		-8.00		08:00:00	131,192,395.00
JFE HOLDINGS INC.	1,756.00	-0.90%		23/05/26	3,582,900
JP3386030005		-16.00		08:00:00	62,999,135.00
JGC HOLDINGS CORP.	1,681.00	-1.29%		23/05/26	1,290,800
JP3667600005		-22.00		08:00:00	21,804,638.00
JTEKT CORPORATION NPV	1,187.00	-2.47%		23/05/26	1,423,900
JP3292200007		-30.00		08:00:00	17,043,213.00
KAJIMA CORP	2,051.00	-1.39%		23/05/26	2,980,100
JP3210200006		-29.00		08:00:00	61,234,472.00
KANSAI EL. POWER CORP INC...	1,595.00	-1.48%		23/05/26	3,301,900
JP3228600007		-24.00		08:00:00	52,671,487.00
KAO CORP	5,133.00	-0.41%		23/05/26	1,723,700
JP3205800000		-21.00		08:00:00	88,582,668.00
KAWASAKI HEAVY INDUSTRIES...	3,140.00	6.66%	█	23/05/26	6,226,200
JP3224200000		196.00		08:00:00	194,011,810.00
KAWASAKI KISEN KAISHA LTD...	3,185.00	0.47%	█	23/05/26	4,342,400
JP3223800008		15.00		08:00:00	139,190,420.00
KDDI CORP.	4,289.00	-1.38%		23/05/26	4,094,700
JP3496400007		-60.00		08:00:00	176,159,731.00
KEIO CORP.	5,080.00	1.20%	█	23/05/26	276,400
JP3277800003		60.00		08:00:00	14,045,500.00

KEISEI ELECTRIC RAILWAY C... JP3278600006	5,380.00	4.26% 220.00		23/05/26 08:00:00	609,700 32,572,130.00
KEYENCE CORP JP3236200006	68,940.00	-0.16% -110.00		23/05/26 08:00:00	451,200 313,123,160.00
KIKKOMAN CORP JP3240400006	8,240.00	0.49% 40.00		23/05/26 08:00:00	450,100 37,173,350.00
KIRIN HOLDINGS CO. LTD. JP3258000003	2,111.00	-0.98% -21.00		23/05/26 08:00:00	2,473,600 52,458,304.50
KOBE STEEL LTD. JP3289800009	1,070.00	-1.20% -13.00		23/05/26 08:00:00	3,901,200 41,865,495.00
KOMATSU LTD. JP3304200003	3,391.00	-0.38% -13.00		23/05/26 08:00:00	3,895,500 132,499,552.00
KONAMI GROUP CORP. JP3300200007	7,420.00	0.95% 70.00		23/05/26 08:00:00	756,300 56,201,200.00
KONICA MINOLTA INC. JP3300600008	478.00	-1.65% -8.00		23/05/26 08:00:00	4,117,200 19,810,415.00
KUBOTA CORP JP3266400005	1,990.00	-1.58% -32.00		23/05/26 08:00:00	3,772,900 75,739,017.50
KURARAY CORP LTD. JP3269600007	1,322.00	-1.34% -18.00		23/05/26 08:00:00	1,191,300 15,817,705.00
KYOCERA CORP JP3249600002	7,599.00	0.14% 11.00		23/05/26 08:00:00	1,147,200 87,380,936.00
KYOWA KIRIN CO. LTD. JP3256000005	2,671.00	-1.48% -40.00		23/05/26 08:00:00	1,061,700 28,497,869.00
M3 INC NPV JP3435750009	3,018.00	-1.60% -49.00		23/05/26 08:00:00	2,127,500 64,436,424.00
MARUBENI CORP JP3877600001	2,030.50	3.73% 73.00		23/05/26 08:00:00	12,688,600 256,481,356.50
MARUI GROUP CORP LTD. JP3870400003	2,384.00	0.13% 3.00		23/05/26 08:00:00	707,000 16,832,478.00
MATSUI SECURITIES CORP LT... JP3863800003	787.00	-0.25% -2.00		23/05/26 08:00:00	747,300 5,888,167.00
MAZDA MOTOR CORP. JP3868400007	1,210.00	0.25% 3.00		23/05/26 08:00:00	3,323,300 40,556,802.00
MEIJI HOLDINGS CORP LTD. JP3918000005	3,205.00	-0.62% -20.00		23/05/26 08:00:00	591,200 19,007,030.00
MINEBEA MITSUMI INC JP3906000009	2,670.00	0.75% 20.00		23/05/26 08:00:00	1,826,600 48,879,580.00
MITSUBISHI CHEMICAL GROUP... JP3897700005	817.30	-0.41% -3.40		23/05/26 08:00:00	4,259,200 34,919,916.40
MITSUBISHI CORP JP3898400001	5,725.00	1.53% 86.00		23/05/26 08:00:00	6,276,900 359,393,389.00
MITSUBISHI ELECTRIC CORP JP3902400005	1,798.50	0.76% 13.50		23/05/26 08:00:00	6,080,300 109,309,517.50