

NIKKEI 225

ISIN: JP9010C00002 WKN: -

Overview

2023/03/22 07:00:00

Price

27,466.61 JPY

Difference ▲ 1.93% (520.94)

General attributes

ISIN	JP9010C00002
Symbol	-
Country	Japan
Instruments in index	225
Type of index	Price Index
Security type	Index

Market data

Open	27,401.34 JPY
High	27,520.97 JPY
Low	27,267.26 JPY
Close (prev. day)	26,945.67 JPY
Trading volume (m)	-
Volume (pcs)	-

Top 5

Name ↕	Price	+ - (%)	Trend ↕
EBARA CORP	5,800.00	+5.84	▲
RAKUTEN GR...	654.00	+5.83	▲
TDK CORP	4,670.00	+4.59	▲
DAIWA SECU...	610.00	+4.45	▲
NOMURA HOL...	503.40	+4.42	▲

Intraday 1W 1M 6M 1Y 3Y

Flop 5

Name ↕	Price	+ - (%)	Trend ↕
MITSUBISHI...	1,575.00	-0.69	▼
HOYA CORP	14,040.00	-0.39	▼
MITSUI FUD...	2,396.00	-0.35	▼
OLYMPUS	2,267.50	-0.35	▼

5Y



Information about previous performance does not guarantee future performance.
Source: FactSet

Recent research

on market			
Date		Headline	Download
2023/03/10		Aktienempfehlungen Global	Download
2023/03/09		US-Dollar remains volatile	Download
2023/03/09		US-Dollar bleibt volatil	Download
2023/02/27		Global Equity Ratings	Download
2023/02/07		Global Equity Ratings	Download

CO...

SUMITOMO	2,930.50	-0.32	↔
----------	----------	-------	---

R...

Intraday	1W	1M	6M	1Y	3Y
----------	----	----	----	----	----

Futures and Options

Related Futures	40
-----------------	----

Related Options	-
-----------------	---

Details

2023/03/22 07:00:00

Price

27,466.61 JPY

Difference ▲ 1.93% (520.94)

General attributes

ISIN JP9010C00002

Symbol -

Country Japan

Security type Index

Instruments in index 225

Market data

Open 27,401.34 JPY

High 27,520.97 JPY

Low 27,267.26 JPY

Close (prev. day) 26,945.67 JPY

Trading volume (m) -

Volume (pcs) -

Performance and Risk

	6M	1Y	3Y
Perf (%)	+1.16%	+0.16%	+64.73%
Perf (abs.)	+312.08	+43.15	+10,714.43
Beta	-	-	-
Volatility	16.88	17.80	20.75



5Y




























Information about previous performance does not guarantee future performance.
Source: FactSet

Price data























Ø price 5 days Ø volume 5 days (pcs.)	27,004.71 JPY (0)
Ø price 30 days Ø volume 30 days (pcs.)	27,484.38 JPY (0)
Ø price 100 days Ø volume 100 days (pcs.)	27,255.99 JPY (0)
Ø price 250 days Ø volume 250 days (pcs.)	27,182.00 JPY (0)
YTD High date	28,734.79 JPY (2023/03/09)
YTD Low date	25,661.89 JPY (2023/01/04)
52 Weeks High date	29,222.77 JPY (2022/08/17)
52 Weeks Low date	25,520.23 JPY (2022/06/20)

Composition

Name ISIN	Price	Diff % Diff +/-	Performance	Date Time	Turnover Pc. Turnover Money
ADVANTEST CORP JP3122400009	11,880.00	2.77% 320.00		23/03/22 07:00:00	1,841,800 218,048,540.00
AEON CO LTD NPV JP3388200002	2,535.00	1.30% 32.50		23/03/22 07:00:00	1,641,500 41,643,874.50
AGC INC. JP3112000009	4,800.00	1.05% 50.00		23/03/22 07:00:00	816,800 39,301,415.00
AJINOMOTO CORP INC. JP3119600009	4,437.00	-0.29% -13.00		23/03/22 07:00:00	1,627,000 72,257,569.00
ALPS ALPINE CO. LTD. JP3126400005	1,278.00	3.06% 38.00		23/03/22 07:00:00	1,215,500 15,480,473.00
AMADA CO LTD JP3122800000	1,220.00	1.50% 18.00		23/03/22 07:00:00	1,517,600 18,544,355.00
ANA HOLDINGS INC. JP3429800000	2,751.50	0.02% 0.50		23/03/22 07:00:00	2,211,500 61,087,502.00
AOZORA BANK NPV JP3711200000	2,393.00	1.74% 41.00		23/03/22 07:00:00	1,549,800 37,224,717.00
ASAHI GROUP HOLDINGS LTD JP3116000005	4,752.00	1.71% 80.00		23/03/22 07:00:00	1,673,000 79,684,018.00
ASAHI KASEI CORP JP3111200006	905.90	0.94% 8.40		23/03/22 07:00:00	6,364,300 57,703,381.80
ASTELLAS PHARMA INC. JP3942400007	1,866.00	1.83% 33.50		23/03/22 07:00:00	6,902,900 128,494,887.50
BANDAI NAMCO HOLDINGS INC... JP3778630008	8,383.00	2.44% 200.00		23/03/22 07:00:00	1,071,500 89,606,010.00
BRIDGESTONE CORP NPV JP3830800003	5,150.00	2.43% 122.00		23/03/22 07:00:00	2,445,700 126,257,425.00
CANON INC. JP3242800005	2,880.00	0.81% 23.00		23/03/22 07:00:00	2,918,000 84,099,770.00
CASIO COMPUTER CORP LTD. JP3209000003	1,282.00	2.23% 28.00		23/03/22 07:00:00	685,100 8,761,366.00
CENTRAL JAPAN RAILWAY CO ... JP3566800003	15,435.00	0.13% 20.00		23/03/22 07:00:00	806,400 124,763,855.00
CHIBA BANK LTD. JP3511800009	855.00	2.40% 20.00		23/03/22 07:00:00	2,959,500 25,375,209.00
CHUBU ELECTRIC POWER CORP... JP3526600006	1,390.00	0.22% 3.00		23/03/22 07:00:00	2,360,600 32,865,649.00
CHUGAI PHARMACEUTICAL CO ... JP3519400000	3,324.00	0.39% 13.00		23/03/22 07:00:00	2,293,900 76,493,069.00
CITIZEN WATCH CO. LTD. JP3352400000	784.00	1.82% 14.00		23/03/22 07:00:00	3,053,900 23,901,506.00
COMSYS HOLDINGS CORP NPV JP3305530002	2,445.00	0.78% 19.00		23/03/22 07:00:00	400,800 9,798,487.00
CONCORDIA FINANCIAL GROUP... JP3305990008	486.00	2.10% 10.00		23/03/22 07:00:00	8,421,600 41,210,826.00
CREDIT SAISON CORP LTD. JP3271400008	1,686.00	2.00% 33.00		23/03/22 07:00:00	611,800 10,306,457.00

CYBERAGENT INC. JP331140000	1,149.00	4.17% 46.00		23/03/22 07:00:00	6,142,700 70,974,901.00
DAI NIPPON PRINTING CORP ... JP3493800001	3,670.00	1.24% 45.00		23/03/22 07:00:00	1,480,500 54,450,150.00
DAI-ICHI LIFE HOLDINGS IN... JP3476480003	2,411.50	3.92% 91.00		23/03/22 07:00:00	4,655,600 112,325,786.50
DAIICHI SANKYO CO LTD JP3475350009	4,670.00	4.03% 181.00		23/03/22 07:00:00	5,259,600 245,648,522.00
DAIKIN INDUSTRIES LTD. JP3481800005	23,000.00	3.49% 775.00		23/03/22 07:00:00	784,600 180,175,760.00
DAIWA HOUSE INDUSTRY CO. ... JP3505000004	3,092.00	1.84% 56.00		23/03/22 07:00:00	1,626,700 50,282,752.00
DAIWA SECURITIES GROUP NP... JP3502200003	610.00	4.45% 26.00		23/03/22 07:00:00	5,769,200 35,096,855.00
DENA CO LTD JP3548610009	1,772.00	1.14% 20.00		23/03/22 07:00:00	315,100 5,573,085.00
DENKA CO. LTD. JP3549600009	2,720.00	0.44% 12.00		23/03/22 07:00:00	361,200 9,822,256.00
DENSO CORP JP3551500006	7,105.00	2.33% 162.00		23/03/22 07:00:00	1,091,800 77,543,123.00
DENTSU GROUP INC. JP3551520004	4,505.00	1.58% 70.00		23/03/22 07:00:00	1,393,600 62,838,930.00
DIC CORP JP3493400000	2,297.00	1.64% 37.00		23/03/22 07:00:00	251,700 5,769,250.00
DOWA HOLDINGS INC. JP3638600001	4,235.00	1.56% 65.00		23/03/22 07:00:00	165,400 6,996,405.00
EAST JAPAN RAILWAY CORP JP3783600004	7,229.00	-0.19% -14.00		23/03/22 07:00:00	1,837,900 133,530,240.00
EBARA CORP JP3166000004	5,800.00	5.84% 320.00		23/03/22 07:00:00	697,700 40,370,590.00
EISAI CO. LTD. JP3160400002	7,315.00	1.20% 87.00		23/03/22 07:00:00	945,800 69,255,441.00
ENEOS HOLDINGS INC. JP3386450005	460.30	1.52% 6.90		23/03/22 07:00:00	15,693,600 72,210,877.20
FANUC CORP. JP3802400006	23,240.00	2.04% 465.00		23/03/22 07:00:00	649,900 150,866,360.00
FAST RETAILING CO LTD NPV JP3802300008	27,870.00	1.73% 475.00		23/03/22 07:00:00	1,419,900 394,439,615.00
FUJI ELECTRIC CO. LTD. JP3820000002	5,020.00	1.31% 65.00		23/03/22 07:00:00	640,500 32,193,290.00
FUJIFILM HOLDINGS CORP JP3814000000	6,530.00	1.38% 89.00		23/03/22 07:00:00	1,387,900 90,606,211.00
FUJIKURA NPV JP3811000003	895.00	2.17% 19.00		23/03/22 07:00:00	1,823,200 16,274,746.00
FUJITSU LTD. JP3818000006	18,145.00	0.08% 15.00		23/03/22 07:00:00	579,900 105,590,845.00
FUKUOKA FINANCIAL GROUP JP3805010000	2,549.00	2.78% 69.00		23/03/22 07:00:00	1,025,600 26,270,263.00
FURUKAWA ELECTRIC CORP LT... JP3827200001	2,325.00	1.17% 27.00		23/03/22 07:00:00	183,200 4,266,769.00
GS YUASA CORP. JP3385820000	2,256.00	1.17% 26.00		23/03/22 07:00:00	191,300 4,319,269.00
HASEKO CORP JP3768600003	1,524.00	0.99% 15.00		23/03/22 07:00:00	764,000 11,647,425.00
HINO MOTORS LTD.	518.00	1.77%		23/03/22	1,481,800

JP3792600003		9.00		07:00:00	7,676,047.00
HITACHI CONSTRUCTION MACH... JP3787000003	2,961.00	2.17% 63.00	■	23/03/22 07:00:00	555,500 16,415,995.00
HITACHI LTD. JP3788600009	6,872.00	1.31% 89.00	■	23/03/22 07:00:00	2,812,900 193,912,275.00
HITACHI ZOSEN CORP. JP3789000001	862.00	0.94% 8.00	■	23/03/22 07:00:00	666,400 5,772,716.00
HONDA MOTOR CORP LTD. JP3854600008	3,405.00	2.93% 97.00	■	23/03/22 07:00:00	5,751,600 195,656,551.00
HOYA CORP JP3837800006	14,040.00	-0.39% -55.00		23/03/22 07:00:00	1,387,400 195,357,260.00
IDEMITSU KOSAN CO. LTD. JP3142500002	2,909.00	2.32% 66.00	■	23/03/22 07:00:00	1,065,600 30,990,360.00
IHI CORP JP3134800006	3,165.00	1.93% 60.00	■	23/03/22 07:00:00	1,277,000 40,561,555.00
INPEX CORP. JP3294460005	1,372.00	3.70% 49.00	■	23/03/22 07:00:00	8,457,400 115,844,995.00
ISETAN MITSUKOSHI HLDGS. ... JP3894900004	1,346.00	1.43% 19.00	■	23/03/22 07:00:00	1,926,300 25,944,408.00
ISUZU MOTORS LTD. JP3137200006	1,577.00	2.54% 39.00	■	23/03/22 07:00:00	2,520,200 39,672,824.00
ITOCHEM CORP. JP3143600009	4,161.00	1.36% 56.00	■	23/03/22 07:00:00	2,880,500 120,031,204.00
J FRONT RETAILING CO LTD ... JP3386380004	1,231.00	1.07% 13.00	■	23/03/22 07:00:00	1,353,800 16,620,990.00
JAPAN EXCHANGE GROUP INC. JP3183200009	2,029.50	2.37% 47.00	■	23/03/22 07:00:00	2,355,000 47,662,366.00
JAPAN POST HLDGS CO LTD N... JP3752900005	1,107.00	2.22% 24.00	■	23/03/22 07:00:00	9,838,300 109,257,417.00
JAPAN STEEL WORKS LTD. JP3721400004	2,406.00	3.26% 76.00	■	23/03/22 07:00:00	280,100 6,727,372.00
JAPAN TOBACCO INC NPV JP3726800000	2,742.50	1.44% 39.00	■	23/03/22 07:00:00	4,984,600 136,462,733.50
JFE HOLDINGS INC. JP3386030005	1,594.00	1.66% 26.00	■	23/03/22 07:00:00	4,056,600 64,852,391.00
JGC HOLDINGS CORP. JP3667600005	1,582.00	2.86% 44.00	■	23/03/22 07:00:00	1,609,800 25,476,690.00
JTEKT CORPORATION NPV JP3292200007	971.00	1.89% 18.00	■	23/03/22 07:00:00	665,500 6,452,878.00
KAJIMA CORP JP3210200006	1,568.00	0.97% 15.00	■	23/03/22 07:00:00	1,339,400 21,025,148.00
KANSAI EL. POWER CORP INC... JP3228600007	1,257.00	0.32% 4.00		23/03/22 07:00:00	2,368,100 29,835,241.00
KAO CORP JP3205800000	5,100.00	0.20% 10.00		23/03/22 07:00:00	1,472,600 75,235,733.00
KAWASAKI HEAVY INDUSTRIES... JP3224200000	2,737.00	1.52% 41.00	■	23/03/22 07:00:00	1,105,300 30,264,832.00
KAWASAKI KISEN KAISHA LTD... JP3223800008	3,175.00	1.93% 60.00	■	23/03/22 07:00:00	5,816,100 185,977,755.00
KDDI CORP. JP3496400007	4,109.00	1.11% 45.00	■	23/03/22 07:00:00	4,222,600 173,105,352.00
KEIO CORP. JP3277800003	4,645.00	1.42% 65.00	■	23/03/22 07:00:00	251,900 11,699,185.00
KEISEI ELECTRIC RAILWAY C... JP3278600006	3,900.00	1.69% 65.00	■	23/03/22 07:00:00	338,400 13,199,150.00

KEYENCE CORP JP3236200006	62,760.00	4.17% 2,510.00		23/03/22 07:00:00	863,400 538,738,550.00
KIKKOMAN CORP JP3240400006	6,470.00	-0.15% -10.00		23/03/22 07:00:00	629,700 40,768,200.00
KIRIN HOLDINGS CO. LTD. JP3258000003	2,078.50	1.14% 23.50		23/03/22 07:00:00	2,601,500 54,124,461.00
KOBE STEEL LTD. JP3289800009	1,000.00	0.30% 3.00		23/03/22 07:00:00	8,097,800 82,199,855.00
KOMATSU LTD. JP3304200003	3,212.00	2.65% 83.00		23/03/22 07:00:00	3,039,300 97,683,760.00
KONAMI GROUP CORP. JP3300200007	6,360.00	1.11% 70.00		23/03/22 07:00:00	601,300 38,081,870.00
KONICA MINOLTA INC. JP3300600008	560.00	2.38% 13.00		23/03/22 07:00:00	3,598,900 20,122,164.00
KUBOTA CORP JP3266400005	1,959.50	2.03% 39.00		23/03/22 07:00:00	3,102,200 60,763,029.00
KURARAY CORP LTD. JP3269600007	1,166.00	1.13% 13.00		23/03/22 07:00:00	1,337,400 15,567,963.00
KYOCERA CORP JP3249600002	6,833.00	3.02% 200.00		23/03/22 07:00:00	1,426,400 97,503,502.00
KYOWA KIRIN CO. LTD. JP3256000005	2,846.00	1.14% 32.00		23/03/22 07:00:00	752,300 21,402,161.00
M3 INC NPV JP3435750009	3,391.00	0.41% 14.00		23/03/22 07:00:00	2,447,700 83,564,664.00
MARUBENI CORP JP3877600001	1,727.00	1.86% 31.50		23/03/22 07:00:00	5,182,700 89,757,983.50
MARUI GROUP CORP LTD. JP3870400003	2,013.00	0.65% 13.00		23/03/22 07:00:00	836,000 16,833,214.00
MATSUI SECURITIES CORP LT... JP3863800003	793.00	1.80% 14.00		23/03/22 07:00:00	784,000 6,201,675.00
MAZDA MOTOR CORP. JP3868400007	1,154.00	2.40% 27.00		23/03/22 07:00:00	4,248,700 49,045,450.00
MEIJI HOLDINGS CORP LTD. JP3918000005	6,400.00	0.95% 60.00		23/03/22 07:00:00	498,300 31,818,970.00
MINEBEA MITSUMI INC JP3906000009	2,403.00	3.85% 89.00		23/03/22 07:00:00	1,750,400 41,975,902.00
MITSUBISHI CHEMICAL GROUP... JP3897700005	767.00	1.47% 11.10		23/03/22 07:00:00	4,969,700 38,121,517.20
MITSUBISHI CORP JP3898400001	4,663.00	1.41% 65.00		23/03/22 07:00:00	4,164,500 194,640,269.00
MITSUBISHI ELECTRIC CORP JP3902400005	1,531.00	2.13% 32.00		23/03/22 07:00:00	4,863,900 74,434,852.50
MITSUBISHI ESTATE CORP LT... JP3899600005	1,575.00	-0.69% -11.00		23/03/22 07:00:00	7,820,600 123,696,637.50