

KONCAR ELEKTROINDUSTRIJA D.D HRK470

ISIN: HRKOEIRA0009 WKN: -

Overview

2023/09/22 16:25:00

Price
187.00 EURDifference  -0.53% (-1.00)

General attributes

ISIN	HRKOEIRA0009
Symbol	KOEI
Exchange	Zagreb Stock Exchange
Currency	EUR
Sector	-
Security type	Stock
Market cap (m)	753 EUR
Benchmark	MSCI WORLD INDEX (STRD, UHD)

Market data

Bid (Bid size)	184.00 EUR (2)
Ask (Ask size)	187.00 EUR (28)
Open	183.00 EUR
High	187.00 EUR
Low	183.00 EUR
Close (prev. day)	188.00 EUR
VWAP	185.315789 EUR
Volume (pcs)	19
Trading volume	3,521.00
Number of trades	3
Last size	-

Futures and Options







Related Futures	-
Related Options	-

5Y



Information about previous performance does not guarantee future performance.
Source: FactSet

Recent research

on market			
Date		Headline	Download
2023/06/27		Global Strategy 3Q 2023	
2023/06/27		Global Strategy 3Q 2023	
2023/04/12		Global Strategy 2Q 2023	
2023/04/12		Global Strategy 2Q 2023	
2023/01/09		Global Strategy 1Q 2023	

Details

2023/09/22 16:25:00

Price

187.00 EUR

Difference  -0.53% (-1.00)

General attributes

ISIN	HRKOEIRA0009
Symbol	KOEI
Exchange	Zagreb Stock Exchange
Currency	EUR
Sector	-
Security type	Stock
Market cap (m)	753 EUR
Benchmark	MSCI WORLD INDEX (STRD, UHD)

Market data

Bid (Bid size)	184.00 EUR (2)
Ask (Ask size)	187.00 EUR (28)
Open	183.00 EUR
High	187.00 EUR
Low	183.00 EUR
Close (prev. day)	188.00 EUR
VWAP	185.315789 EUR
Volume (pcs)	19
Trading volume	3,521.00
Number of trades	3
Last size	-

Performance and Risk

	6M	1Y	3Y
Perf (%)	+44.96%	+59.20%	+121.88%
Perf (abs.)	+58.00	+69.54	+102.72
Beta	0.24	0.08	0.24
Volatility	29.42	28.99	24.65

5Y



Information about previous performance does not guarantee future performance.

Source: FactSet

Price data

Ø price 5 days Ø volume 5 days (pcs.)	187.40 EUR (395)
Ø price 30 days Ø volume 30 days (pcs.)	184.83 EUR (390)
Ø price 100 days Ø volume 100 days (pcs.)	158.75 EUR (288)
Ø price 250 days Ø volume 250 days (pcs.)	134.98 EUR (240)
YTD High date	200.00 EUR (2023/09/07)
YTD Low date	115.00 EUR (2023/01/02)
52 Weeks High date	200.00 EUR (2023/09/07)
52 Weeks Low date	105.51 EUR (2022/11/04)

All listings for KONCAR ELEKTROINDUSTRIJA D.D HRK470

Exchange 	Date	Time	Price	Trading volume (mio.)	Number of trades
Zagreb Stock Exchange	2023/09/22	16:25	187.00 EUR	0.00	3

Company profile

Company Logo

Contact Details

KONCAR ELEKTROIN

--

Telefon: -

Fax: -

E-mail: -

Company Profile

-