

SUMITOMO CORPORATION

ISIN: JP3404600003 WKN: 8053

Overview

2023/06/06 08:00:00

Price
2,830.50 JPYDifference  2.80% (77.00)

General attributes

ISIN	JP3404600003
Symbol	8053
Exchange	Tokyo Stock Exchange
Currency	JPY
Sector	Financial
Security type	Stock
Market cap (m)	25,673 EUR
Benchmark	NIKKEI 225

Market data

Bid (Bid size)	2,829.50 JPY (11,900)
Ask (Ask size)	2,832.00 JPY (800)
Open	2,748.00 JPY
High	2,836.00 JPY
Low	2,734.00 JPY
Close (prev. day)	2,753.50 JPY
VWAP	2,798.237 JPY
Volume (pcs)	6,442,200
Trading volume	180,268,027.00
Number of trades	9,151
Last size	536,300

Futures and Options










Related Futures	-
Related Options	-

5Y



Information about previous performance does not guarantee future performance.
Source: FactSet

Recent research

on sector		on market	
Date		Headline	Download
2023/06/06		Global Equity Ratings	
2023/06/06		Aktienempfehlungen Global	
2023/06/02		Equity Weekly	
2023/06/01		Aktienempfehlungen Global	
2023/06/01		Global Equity Ratings	

Details

2023/06/06 08:00:00

Price

2,830.50 JPY

Difference ▲ 2.80% (77.00)

General attributes

ISIN	JP3404600003
Symbol	8053
Exchange	Tokyo Stock Exchange
Currency	JPY
Sector	Financial
Security type	Stock
Market cap (m)	25,673 EUR
Benchmark	NIKKEI 225

Market data

Bid (Bid size)	2,829.50 JPY (11,900)
Ask (Ask size)	2,832.00 JPY (800)
Open	2,748.00 JPY
High	2,836.00 JPY
Low	2,734.00 JPY
Close (prev. day)	2,753.50 JPY
VWAP	2,798.237 JPY
Volume (pcs)	6,442,200
Trading volume	180,268,027.00
Number of trades	9,151
Last size	536,300

Performance and Risk

	6M	1Y	3Y
Perf (%)	+27.13%	+48.66%	+112.10%
Perf (abs.)	+604.00	+926.50	+1,496.00
Beta	1.05	0.93	0.83
Volatility	23.79	25.11	25.54

5Y



Information about previous performance does not guarantee future performance.
Source: FactSet

Price data

Ø price 5 days Ø volume 5 days (pcs.)	2,719.40 JPY (6,361,020)
Ø price 30 days Ø volume 30 days (pcs.)	2,597.27 JPY (4,782,247)
Ø price 100 days Ø volume 100 days (pcs.)	2,413.05 JPY (4,597,087)
Ø price 250 days Ø volume 250 days (pcs.)	2,157.30 JPY (3,957,724)
YTD High date	2,836.00 JPY (2023/06/06)
YTD Low date	2,133.50 JPY (2023/01/05)
52 Weeks High date	2,836.00 JPY (2023/06/06)
52 Weeks Low date	1,769.50 JPY (2022/06/20)

Arbitrage views

Exchange ⊕	Date	Time	Price	Trading volume (mio.)	Number of trades
Tradegate	2023/06/06	22:26	19.28 EUR	0.08	26
Tokyo Stock Exchange	2023/06/06	08:00	2,830.50 JPY	180.27	9,151
Stuttgart	2023/06/06	08:10	18.98 EUR	0.00	4
Munich	2023/06/06	08:08	18.84 EUR	0.00	1
Frankfurt	2023/06/06	19:42	19.28 EUR	0.01	6

	06					
FINRA other OTC Issues	2023/06/05	21:58	19.726 USD	2.17		283
Duesseldorf	2023/06/06	21:01	19.10 EUR	0.01		14
Berlin	2023/06/06	08:08	18.84 EUR	0.00		1

Company profile

Company Logo



Company Profile

-

Contact Details

GRAYSCALE ETHEREUM TRUST

--

1-8-11, Harumi, Chuo-ku - 104-8610 Tokyo

Telefon: 03-5166-5000

Fax: 03-5166-6296

E-mail: -