

AUSTRIA CECE OVERALL(EUR)

ISIN: **AT0000726476** WKN: -

Overview

2023/09/28 17:45:00

Price

1,488.31 EURDifference  -0.49% (-7.36)

General attributes








ISIN	AT0000726476
Symbol	-
Country	Czech Republic
Instruments in index	29
Type of index	Performance Index
Security type	Index

Top 5

Name 	Price	+ - (%)	Trend 
OPUS GLOBA...	353.50	+1.00	
MASTERPLAS...	2,735.00	+0.92	
MONETA MON...	84.50	+0.60	
ERSTE GROU...	32.55	+0.48	
4IG NYILVA...	855.00	+0.47	

Intraday **1W 1M 6M 1Y 3Y**

Flop 5

Name 	Price	+ - (%)	Trend 
KOFOLA CES...	269.00	-2.54	
OTP BANK P...	13,010.00	-2.18	
RICHTER GE...	8,975.00	-0.72	
MOL HUNGAR...	2,780.00	-0.50	
CEZ AS	975.50	-0.36	

Intraday **1W 1M 6M 1Y 3Y**

Erste Group related products on underlying

Product type

Index/Participation Certificates

products


1



Information about previous performance does not guarantee future performance.

Source: FactSet

Recent research

on market		
Date	Headline	Download
2023/09/28	 CEE Special Report Explanatory and Predictive Yi...	
2023/09/27	 Uncertainty for the rest of this year remains	
2023/09/27	 CNB press conference could give us a guidance	
2023/09/26	 Global Strategy 4Q 2023	
2023/09/26	 Global Strategy 4Q 2023	



More information on countries & regions

> Markets by Region

Details

2023/09/28 17:45:00

Price

1,488.31 EURDifference  -0.49% (-7.36)

General attributes

ISIN AT0000726476

Symbol -

Country Czech Republic

Security type Index

Instruments in index 29

Market data

Open 1,495.74 EUR

High 1,501.48 EUR

Low 1,483.62 EUR

Close (prev. day) 1,495.67 EUR

Trading volume (m) -

Volume (pcs) -

Performance and Risk

	6M	1Y	3Y
Perf (%)	+12.56%	+35.94%	+24.07%
Perf (abs.)	+166.04	+393.49	+288.71
Beta	-	-	-
Volatility	16.24	19.73	23.31



5Y

Information about previous performance does not guarantee future performance.
Source: FactSet

Price data

Ø price 5 days Ø volume 5 days (pcs.)	1,505.33 EUR (0)
Ø price 30 days Ø volume 30 days (pcs.)	1,561.01 EUR (0)
Ø price 100 days Ø volume 100 days (pcs.)	1,583.57 EUR (0)
Ø price 250 days Ø volume 250 days (pcs.)	1,449.50 EUR (0)
YTD High date	1,689.82 EUR (2023/07/31)
YTD Low date	1,257.82 EUR (2023/03/20)
52 Weeks High date	1,689.82 EUR (2023/07/31)
52 Weeks Low date	1,037.29 EUR (2022/10/03)

Erste Group related products on underlying

Product type	# products
Index/Participation Certificates	1

Composition

Name  ISIN	Price	Diff %  Diff +/-	Performance 	Date Time	Turnover Pc.  Turnover Money 
4IG NYILVANOSAN MUKODO RE... HU0000167788	855.00	0.47% 4.00		23/09/28 17:19:59	46,947 39,756,164.00
ALLEGRO.EU SA LU2237380790	64.74	-% -		23/09/28 17:30:00	- -
ALTEO ENERGIASZOLGALTATO ... HU0000155726	2,850.00	-0.35% -10.00		23/09/28 17:19:59	760 2,149,720.00
BANK POLSKA KASA OPIEKI S... PLPEKAO00016	54.45	-% -		23/09/28 16:50:00	5,000 472,500.00
CD PROJEKT S.A. PLOPTTC00011	27.00	-6.74% -1.95		23/09/28 18:14:04	560 15,125.40
CEZ AS CZ0005112300	975.50	-0.36% -3.50		23/09/27 16:18:24	50,143 48,864,709.00
COLT CZ GROUP SE CZK0.10 CZ0009008942	554.00	0.18% 1.00		23/09/27 16:15:05	1,376 760,360.00
DINO POLSKA SA PLDINPL00011	77.50	-% -		23/09/28 16:50:00	- -
ERSTE GROUP BANK AG AT0000652011	779.00	0.48% 3.70		23/09/27 16:15:06	36,311 28,438,791.70
KGHM POLSKA MIEDZ SA PLKGHM000017	112.85	-% -		23/09/28 16:50:00	- -
KOFOLA CESKOSLOVENSKO AS ... CZ0009000121	269.00	-2.54% -7.00		23/09/27 16:18:26	12,295 3,278,545.00
KOMERCNI BANKA CZ0008019106	672.00	0.15% 1.00		23/09/27 16:24:47	95,070 63,818,091.00
LPP SA PLLPP0000011	9,010.00	-% -		23/09/28 16:50:00	- -
MAGYAR TELEKOM TELECOMMUN... HU0000073507	544.00	0.00% 0.00		23/09/28 17:19:59	540,311 292,725,524.00
MASTERPLAST SHARE HUF100 HU0000093943	2,735.00	0.92% 25.00		23/09/28 17:19:59	1,106 3,033,995.00
MBANK SA PLBRE0000012	197.80	-% -		23/09/28 16:50:00	- -
MOL HUNGARIAN OIL & GAS P... HU0000153937	2,780.00	-0.50% -14.00		23/09/28 17:19:59	264,142 733,698,504.00
MONETA MONEY BANK A.S. CZ0008040318	84.50	0.60% 0.50		23/09/27 16:15:12	93,959 7,935,854.70
OPUS GLOBAL NYRT HU0000110226	353.50	1.00% 3.50		23/09/28 17:20:00	287,169 100,455,826.00
ORLEN SA PLPKN0000018	12.748	-2.61% -0.34		23/09/28 17:36:54	310 3,951.08
OTP BANK PLC HU0000061726	13,010.00	-2.18% -290.00		23/09/28 17:19:59	318,153 4,182,099,615.00
PGE POLSKA GRUPA ENERGETY... PLPGER000010	11.97	-% -		23/09/28 16:50:00	- -
PHILIP MORRIS(CZ) CZK1000 CS0008418869	17,400.00	0.23% 40.00		23/09/27 16:09:40	182 3,156,900.00
PHOTON ENERGY NV NL0010391108	2.095	-2.10% -0.05		23/09/28 18:30:06	- -
POWSZECHNA KASA OSZCZEDNO... PLPKO0000016	22.59	-% -		23/09/28 16:50:00	- -

AUSTRIA CECE OVERALL(EUR)

POWSZECHNY ZAKLAD UBEZPIE... PLPZU0000011	42.09	-%	-	23/09/28 16:50:00	- -
RICHTER GEDEON VEGYESZETI... HU0000123096	8,975.00	-0.72%	-65.00	23/09/28 17:20:00	101,154 907,446,800.00
SANTANDER BANK POLSKA SA PLBZ00000044	395.55	-%	-	23/09/28 16:50:00	- -
VIENNA INSURANCE GROUP AT0000908504	25.55	-0.20%	-0.05	23/09/28 17:35:17	29,310 746,616.40