

## AUSTRIA CECE OVERALL(EUR)

ISIN: **AT0000726476** WKN: -

## Overview

2023/09/22 17:45:00








Price

**1,524.16** EURDifference  0.07% (1.04)

## General attributes








ISIN	AT0000726476
Symbol	-
Country	Czech Republic
Instruments in index	29
Type of index	Performance Index
Security type	Index

## Top 5

Name 	Price	+ - (%)	Trend 
RICHTER GE...	9,200.00	+1.88	
KOMERCNI B...	672.00	+1.13	
VIENNA INS...	26.05	+0.77	
MAGYAR TEL...	533.00	+0.76	
KOFOLA CES...	275.00	+0.73	

Intraday 1W 1M 6M 1Y 3Y

## Flop 5

Name 	Price	+ - (%)	Trend 
OTP BANK P...	12,845.00	-2.21	
CEZ AS	969.00	-1.07	
OPUS GLOBA...	342.50	-0.87	
4IG NYILVA...	852.00	-0.70	
ERSTE GROU...	32.46	-0.29	

Intraday 1W 1M 6M 1Y 3Y

## Erste Group related products on underlying

Product type

# products

Index/Participation Certificates

1



Information about previous performance does not guarantee future performance.

Source: FactSet

## Recent research

Date	Headline	Download
2023/09/18	 Releases of Polish data in focus this week	
2023/09/18	 Poland will release data for August	
2023/09/12	 CEE   Sluggish recovery path	
2023/09/11	 Annual inflation on a downward trend	
2023/09/11	 Corporate Credit Monitor CEE	



**More information on countries & regions**

**➤ Markets by Region**

## Details

2023/09/22 17:45:00

Price

**1,524.16** EUR

Difference



0.07% (1.04)

## General attributes

ISIN AT0000726476

Symbol -

Country Czech Republic

Security type Index

Instruments in index 29

## Market data

Open 1,524.68 EUR

High 1,537.11 EUR

Low 1,520.65 EUR

Close (prev. day) 1,523.12 EUR

Trading volume (m) -

Volume (pcs) -

## Performance and Risk

	6M	1Y	3Y
Perf (%)	+13.72%	+30.91%	+26.67%
Perf (abs.)	+183.85	+359.86	+320.95
Beta	-	-	-
Volatility	16.90	20.13	23.36



5Y

Information about previous performance does not guarantee future performance.

Source: FactSet

## Price data

Ø price 5 days   Ø volume 5 days (pcs.)	1,532.80 EUR (0)
Ø price 30 days   Ø volume 30 days (pcs.)	1,576.57 EUR (0)
Ø price 100 days   Ø volume 100 days (pcs.)	1,584.48 EUR (0)
Ø price 250 days   Ø volume 250 days (pcs.)	1,443.11 EUR (0)
YTD High   date	1,689.82 EUR (2023/07/31)
YTD Low   date	1,257.82 EUR (2023/03/20)
52 Weeks High   date	1,689.82 EUR (2023/07/31)
52 Weeks Low   date	1,037.29 EUR (2022/10/03)

## Erste Group related products on underlying

Product type	# products
Index/Participation Certificates	1

## Composition

Name  ISIN	Price	Diff %  Diff +/-	Performance 	Date Time	Turnover P.  Turnover Money 
4IG NYILVANOSAN MUKODO RE... HU0000167788	852.00	-0.70% -6.00		23/09/22 17:20:00	35,700 30,454,210.00
ALLEGRO.EU SA LU2237380790	6.161	-0.19% -0.01		23/09/22 19:31:26	- -
ALTEO ENERGIASZOLGALTATO ... HU0000155726	2,870.00	0.00% 0.00		23/09/22 17:19:59	357 1,026,350.00
BANK POLSKA KASA OPIEKI S... PLPEKAO00016	54.45	-% -		23/09/22 16:49:59	- -
CD PROJEKT S.A. PLOPTTC00011	32.02	0.06% 0.02		23/09/22 19:31:26	- -
CEZ AS CZ0005112300	969.00	-1.07% -10.50		23/09/22 16:19:04	81,317 78,981,527.50
COLT CZ GROUP SE CZK0.10 CZ0009008942	552.00	0.00% 0.00		23/09/22 16:15:12	1,764 968,503.00
DINO POLSKA SA PLDINPL00011	79.86	-% -		23/09/22 19:31:32	- -
ERSTE GROUP BANK AG AT0000652011	793.20	-0.29% -2.30		23/09/22 16:18:26	64,299 50,869,854.30
KGHM POLSKA MIEDZ SA PLKGHM000017	23.96	-0.29% -0.07		23/09/22 19:31:07	- -
KOFOLA CESKOSLOVENSKO AS ... CZ0009000121	275.00	0.73% 2.00		23/09/22 15:56:05	4,823 1,324,460.00
KOMERCNI BANKA CZ0008019106	672.00	1.13% 7.50		23/09/22 16:21:16	127,680 85,559,174.00
LPP SA PLLPP0000011	9,010.00	-% -		23/09/22 16:49:59	- -
MAGYAR TELEKOM TELECOMMUN... HU0000073507	533.00	0.76% 4.00		23/09/22 17:19:59	406,648 215,140,434.00
MASTERPLAST SHARE HUF100 HU0000093943	2,715.00	0.00% 0.00		23/09/22 17:20:00	1,110 3,045,550.00
MBANK SA PLBRE0000012	197.80	-% -		23/09/22 16:49:59	- -
MOL HUNGARIAN OIL & GAS P... HU0000153937	2,786.00	-0.14% -4.00		23/09/22 17:19:59	419,732 1,172,672,516.00
MONETA MONEY BANK A.S. CZ0008040318	85.00	0.35% 0.30		23/09/22 16:15:06	149,972 12,674,677.90
OPUS GLOBAL NYRT HU0000110226	342.50	-0.87% -3.00		23/09/22 17:19:59	337,357 115,381,705.00
ORLEN SA PLPKN0000018	13.358	2.75% 0.36		23/09/22 19:59:54	3,265 42,640.85
OTP BANK PLC HU0000061726	12,845.00	-2.21% -290.00		23/09/22 17:20:00	1,700,284 22,243,722,615.00
PGE POLSKA GRUPA ENERGETY... PLPGER000010	11.97	-% -		23/09/22 16:49:59	- -
PHILIP MORRIS(CZ) CZK1000 CS0008418869	17,400.00	0.46% 80.00		23/09/22 16:15:30	302 5,222,540.00
PHOTON ENERGY NV NL0010391108	2.125	-% -		23/09/22 21:33:06	- -
POWSZECHNA KASA OSZCZEDNO... PLPKO0000016	22.59	-% -		23/09/22 16:49:59	- -

## AUSTRIA CECE OVERALL(EUR)

POWSZECHNY ZAKLAD UBEZPIE... PLPZU0000011	8.796	0.80% 0.07	█	23/09/22 19:30:31	- -
RICHTER GEDEON VEGYESZETI... HU0000123096	9,200.00	1.88% 170.00	█	23/09/22 17:19:59	197,494 1,816,759,185.00
SANTANDER BANK POLSKA SA PLBZ00000044	395.55	-% -		23/09/22 16:49:59	- -
VIENNA INSURANCE GROUP AT0000908504	26.05	0.77% 0.20	█	23/09/22 17:35:01	30,716 797,599.55