

AUSTRIA CECE OVERALL(EUR)

ISIN: **AT0000726476** WKN: -

Overview

2023/09/27 17:45:00

Price

1,495.67 EURDifference  **-0.96%** (-14.50)

General attributes

ISIN	AT0000726476
Symbol	-
Country	Czech Republic
Instruments in index	29
Type of index	Performance Index
Security type	Index

Top 5

Name 	Price	+ - (%)	Trend 
MAGYAR TEL...	544.00	+1.30	
MOL HUNGAR...	2,794.00	+1.23	
ALTEO ENER...	2,860.00	+1.06	
OTP BANK P...	13,300.00	+0.91	
MONETA MON...	84.50	+0.60	

Intraday **1W 1M 6M 1Y 3Y**

Erste Group related products on underlying

Product type

products

Index/Participation Certificates

1



5Y

Information about previous performance does not guarantee future performance.
Source: FactSet











Flop 5

Name 	Price	+ - (%)	Trend 
KOFOLA CES...	269.00	-2.54	
VIENNA INS...	25.60	-1.73	
4IG NYILVA...	851.00	-0.47	
CEZ AS	975.50	-0.36	
RICHTER GE...	9,040.00	-0.11	

Intraday **1W 1M 6M 1Y 3Y**

Recent research

on market

Date	Headline	Download
2023/09/27	 Uncertainty for the rest of this year remains	
2023/09/27	 CNB press conference could give us a guidance	
2023/09/26	 Global Strategy 4Q 2023	
2023/09/26	 Global Strategy 4Q 2023	
2023/09/25	 Corporate Credit Monitor CEE	



More information on countries & regions

➤ Markets by Region

Details

2023/09/27 17:45:00

Price

1,495.67 EURDifference  -0.96% (-14.50)

General attributes

ISIN AT0000726476

Symbol -

Country Czech Republic

Security type Index

Instruments in index 29

Market data

Open 1,510.28 EUR

High 1,518.33 EUR

Low 1,494.32 EUR

Close (prev. day) 1,510.17 EUR

Trading volume (m) -

Volume (pcs) -

Performance and Risk

	6M	1Y	3Y
Perf (%)	+13.91%	+33.85%	+27.61%
Perf (abs.)	+182.68	+378.28	+323.62
Beta	-	-	-
Volatility	16.24	19.83	23.35



5Y

Information about previous performance does not guarantee future performance.
Source: FactSet

Price data

Ø price 5 days Ø volume 5 days (pcs.)	1,512.29 EUR (0)
Ø price 30 days Ø volume 30 days (pcs.)	1,564.89 EUR (0)
Ø price 100 days Ø volume 100 days (pcs.)	1,583.86 EUR (0)
Ø price 250 days Ø volume 250 days (pcs.)	1,447.91 EUR (0)
YTD High date	1,689.82 EUR (2023/07/31)
YTD Low date	1,257.82 EUR (2023/03/20)
52 Weeks High date	1,689.82 EUR (2023/07/31)
52 Weeks Low date	1,037.29 EUR (2022/10/03)

Erste Group related products on underlying

Product type	# products
Index/Participation Certificates	1

Composition

Name  ISIN	Price	Diff %  Diff +/-	Performance 	Date Time	Turnover Pc.  Turnover Money 
4IG NYILVANOSAN MUKODO RE... HU0000167788	851.00	-0.47% -4.00		23/09/27 17:19:59	60,865 51,543,946.00
ALLEGRO.EU SA LU2237380790	6.20	1.81% 0.11		23/09/27 19:31:25	- -
ALTEO ENERGIASZOLGALTATO ... HU0000155726	2,860.00	1.06% 30.00		23/09/27 17:19:59	2,259 6,379,790.00
BANK POLSKA KASA OPIEKI S... PLPEKAO00016	54.45	-% -		23/09/27 16:50:00	- -
CD PROJEKT S.A. PLOPTTC00011	29.66	-4.63% -1.44		23/09/27 20:36:33	2,896 86,391.78
CEZ AS CZ0005112300	975.50	-0.36% -3.50		23/09/27 16:18:24	50,143 48,864,709.00
COLT CZ GROUP SE CZK0.10 CZ0009008942	554.00	0.18% 1.00		23/09/27 16:15:05	1,376 760,360.00
DINO POLSKA SA PLDINPL00011	79.28	-0.73% -0.58		23/09/27 19:31:31	- -
ERSTE GROUP BANK AG AT0000652011	779.00	0.48% 3.70		23/09/27 16:15:06	36,311 28,438,791.70
KGHM POLSKA MIEDZ SA PLKGHM000017	23.21	-1.90% -0.45		23/09/27 19:31:13	- -
KOFOLA CESKOSLOVENSKO AS ... CZ0009000121	269.00	-2.54% -7.00		23/09/27 16:18:26	12,295 3,278,545.00
KOMERCNI BANKA CZ0008019106	672.00	0.15% 1.00		23/09/27 16:24:47	95,070 63,818,091.00
LPP SA PLLPP0000011	9,010.00	-% -		23/09/27 16:50:00	- -
MAGYAR TELEKOM TELECOMMUN... HU0000073507	544.00	1.30% 7.00		23/09/27 17:20:00	1,274,210 692,757,611.00
MASTERPLAST SHARE HUF100 HU0000093943	2,710.00	0.37% 10.00		23/09/27 17:20:00	2,914 7,955,655.00
MBANK SA PLBRE0000012	197.80	-% -		23/09/27 16:50:00	- -
MOL HUNGARIAN OIL & GAS P... HU0000153937	2,794.00	1.23% 34.00		23/09/27 17:20:00	757,873 2,106,119,544.00
MONETA MONEY BANK A.S. CZ0008040318	84.50	0.60% 0.50		23/09/27 16:15:12	93,959 7,935,854.70
OPUS GLOBAL NYRT HU0000110226	350.00	0.43% 1.50		23/09/27 17:20:00	410,362 142,187,910.00
ORLEN SA PLPKN0000018	12.754	-1.97% -0.26		23/09/27 20:29:45	11,165 141,714.56
OTP BANK PLC HU0000061726	13,300.00	0.91% 120.00		23/09/27 17:20:00	360,125 4,780,359,370.00
PGE POLSKA GRUPA ENERGETY... PLPGER000010	11.97	-% -		23/09/27 16:50:00	- -
PHILIP MORRIS(CZ) CZK1000 CS0008418869	17,400.00	0.23% 40.00		23/09/27 16:09:40	182 3,156,900.00
PHOTON ENERGY NV NL0010391108	2.14	-0.47% -0.01		23/09/27 21:33:06	- -
POWSZECHNA KASA OSZCZEDNO... PLPKO0000016	22.59	-% -		23/09/27 16:50:00	- -

AUSTRIA CECE OVERALL(EUR)

POWSZECHNY ZAKLAD UBEZPIE... PLPZU0000011	8.65	-2.44% -0.22		23/09/27 19:30:17	- -
RICHTER GEDEON VEGYESZETI... HU0000123096	9,040.00	-0.11% -10.00		23/09/27 17:19:59	167,764 1,515,982,190.00
SANTANDER BANK POLSKA SA PLBZ00000044	395.55	-% -		23/09/27 16:50:00	- -
VIENNA INSURANCE GROUP AT0000908504	25.60	-1.73% -0.45		23/09/27 17:35:06	24,031 616,813.80