

AUSTRIA CECE OVERALL(EUR)

ISIN: **AT0000726476** WKN: -

Overview

2023/03/21 17:45:00

Price

1,348.76 EURDifference  2.51% (32.99)

General attributes

ISIN	AT0000726476
Symbol	-
Country	Czech Republic
Instruments in index	29
Type of index	Performance Index
Security type	Index

Market data

Open	1,316.02 EUR
High	1,350.99 EUR
Low	1,316.02 EUR
Close (prev. day)	1,315.77 EUR
Trading volume (m)	-
Volume (pcs)	-

Top 5

Name 	Price	+ - (%)	Trend 
OTP BANK P...	9,908.00	+4.49	
VIENNA INS...	24.40	+2.74	
KOMERCNI B...	704.00	+2.70	
COLT CZ GR...	593.00	+1.89	
ALTEO ENER...	2,910.00	+1.75	

Intraday **1W** 1M 6M 1Y 3Y

Flop 5

Name 	Price	+ - (%)	Trend 
KOFOLA CES...	240.00	-1.64	

Intraday **1W** 1M 6M 1Y 3Y

Futures and Options

Related Futures	8
Related Options	-

5Y



Information about previous performance does not guarantee future performance.

Source: FactSet

Recent research

on market

Date	Headline	Download
2023/03/20	 A pause in data flow	
2023/03/20	 A pause in data flow	
2023/03/15	 CEE Sluggish growth and dynamic disinflation	
2023/03/13	 -	
2023/03/13	 Corporate Credit Monitor CEE	

Details

2023/03/21 17:45:00

Price

1,348.76 EURDifference  2.51% (32.99)

General attributes

ISIN AT0000726476

Symbol -

Country Czech Republic

Security type Index

Instruments in index 29

Market data

Open 1,316.02 EUR

High 1,350.99 EUR

Low 1,316.02 EUR

Close (prev. day) 1,315.77 EUR

Trading volume (m) -

Volume (pcs) -

Performance and Risk

	6M	1Y	3Y
Perf (%)	+16.74%	-12.51%	+25.08%
Perf (abs.)	+193.38	-192.92	+270.44
Beta	-	-	-
Volatility	23.00	23.78	24.90



5Y


























Information about previous performance does not guarantee future performance.

Source: FactSet

Price data

Ø price 5 days Ø volume 5 days (pcs.)	1,320.62 EUR (0)
Ø price 30 days Ø volume 30 days (pcs.)	1,423.80 EUR (0)
Ø price 100 days Ø volume 100 days (pcs.)	1,372.15 EUR (0)
Ø price 250 days Ø volume 250 days (pcs.)	1,318.38 EUR (0)
YTD High date	1,489.79 EUR (2023/03/01)
YTD Low date	1,257.82 EUR (2023/03/20)
52 Weeks High date	1,631.43 EUR (2022/03/30)
52 Weeks Low date	1,037.29 EUR (2022/10/03)

Composition

Name  ISIN	Price	Diff %  Diff +/-	Performance 	Date Time	Turnover Pc.  Turnover Money 
4IG NYILVANOSAN MUKODO RE... HU0000167788	685.00	1.33% 9.00		23/03/21 17:20:00	40,158 27,388,113.00
ALLEGRO.EU SA LU2237380790	5.599	-3.15% -0.18		23/03/21 22:26:49	1,000 5,600.00
ALTEO ENERGIASZOLGALTATO ... HU0000155726	2,910.00	1.75% 50.00		23/03/21 17:20:01	6,185 17,922,700.00
BANK POLSKA KASA OPIEKI S... PLPEKAO00016	17.72	5.32% 0.90		23/03/21 22:26:54	8 140.76
CD PROJEKT S.A. PLOPTTC00011	24.965	-8.90% -2.44		23/03/21 22:26:50	17,199 436,514.42
CEZ AS CZ0005112300	1,048.00	1.26% 13.00		23/03/21 16:16:05	269,749 283,148,965.00
COLT CZ GROUP SE CZK0.10 CZ0009008942	593.00	1.89% 11.00		23/03/21 16:15:02	7,270 4,258,393.00
DINO POLSKA SA PLDINPL00011	88.66	1.35% 1.18		23/03/21 22:26:56	186 16,434.60
ERSTE GROUP BANK AG AT0000652011	737.40	0.71% 5.20		23/03/21 16:22:49	164,841 122,295,078.80
KGHM POLSKA MIEDZ SA PLKGHM000017	25.13	1.17% 0.29		23/03/21 22:26:54	4,617 116,272.56
KOFOLA CESKOSLOVENSKO AS ... CZ0009000121	240.00	-1.64% -4.00		23/03/21 16:15:27	6,948 1,678,337.00
KOMERCNI BANKA CZ0008019106	704.00	2.70% 18.50		23/03/21 16:24:51	237,140 166,035,617.00
LPP SA PLLPP0000011	1,993.00	0.61% 12.00		23/03/21 22:02:11	- -
MAGYAR TELEKOM TELECOMMUN... HU0000073507	383.00	0.26% 1.00		23/03/21 17:20:00	319,551 123,119,708.00
MASTERPLAST SHARE HUF100 HU0000093943	3,120.00	0.81% 25.00		23/03/21 17:20:01	2,751 8,600,965.00
MBANK SA PLBRE0000012	197.80	-% -		23/03/21 16:50:00	- -
MOL HUNGARIAN OIL & GAS P... HU0000153937	2,500.00	0.00% 0.00		23/03/21 17:20:01	595,827 1,493,292,626.00
MONETA MONEY BANK A.S. CZ0008040318	83.40	1.21% 1.00		23/03/21 16:15:12	459,579 38,209,989.90
OPUS GLOBAL NYRT HU0000110226	121.40	0.17% 0.20		23/03/21 17:20:00	82,640 10,032,696.00
OTP BANK PLC HU0000061726	9,908.00	4.49% 426.00		23/03/21 17:20:01	608,245 5,990,593,058.00
PGE POLSKA GRUPA ENERGETY... PLPGER000010	1.3305	4.31% 0.06		23/03/21 22:26:56	160 207.92
PHILIP MORRIS(CZ) CZK1000 CS0008418869	17,500.00	0.92% 160.00		23/03/21 16:17:39	549 9,563,940.00
PHOTON ENERGY NV NL0010391108	2.7485	3.02% 0.08		23/03/21 22:02:11	- -
PKN ORLEN SA PLPKN0000018	12.45	4.80% 0.57		23/03/21 22:26:53	295 3,579.38
POWSZECHNA KASA OSZCZEDNO... PLPKO0000016	5.992	5.05% 0.29		23/03/21 22:26:56	341 1,989.26

AUSTRIA CECE OVERALL(EUR)

POWSZECHNY ZAKLAD UBEZPIE... PLPZU0000011	7.128	5.63% 0.38		23/03/21 22:26:54	14 98.92
RICHTER GEDEON VEGYESZETI... HU0000123096	7,545.00	1.28% 95.00		23/03/21 17:20:00	139,256 1,051,995,105.00
SANTANDER BANK POLSKA SA PLBZ00000044	58.80	4.16% 2.35		23/03/21 22:02:11	- -
VIENNA INSURANCE GROUP AT0000908504	24.40	2.74% 0.65		23/03/21 17:35:19	56,147 1,367,049.75