

AUSTRIA CECE OVERALL(EUR)

ISIN: AT0000726476 WKN: -

Overview

2020/11/27 17:45:02

Price

1,372.02 EURDifference  0.22% (2.96)

General attributes

ISIN	AT0000726476
Symbol	-
Country	Czech Republic
Instruments in index	28
Type of index	Performance Index
Security type	Index

Market data

Open	1,368.83 EUR
High	1,372.42 EUR
Low	1,361.05 EUR
Close (prev. day)	1,369.06 EUR
Trading volume (m)	-
Volume (pcs)	-

Top 5

Name 	Price	+ - (%)	Trend 
OPUS GLOBA...	238.00	+1.93	
PHILIP MOR...	14,820.00	+1.93	
KOMERCNI B...	588.00	+1.73	
MOL HUNGAR...	2,084.00	+1.66	
ERSTE GROU...	24.98	+1.62	

Intraday **1W** 1M 6M 1Y 3Y

Flop 5

Name 	Price	+ - (%)	Trend 
GRAPHISOFT...	3,440.00	-1.43	
MAGYAR TEL...	383.00	-1.29	
STOCK SPIR...	233.50	-1.18	

5Y



Information about previous performance does not guarantee future performance.

Source: FactSet

Recent research

on market		
Date	Headline	Download
2020/11/27	 Czechia Gradual recovery of the Czech economy	
2020/11/26	 Improved global sentiment boosted CEE FX in Novemb...	
2020/11/23	 Slower recovery ahead for CEE	
2020/11/23	 GDP rebound to be a bit slower next year	
2020/11/16	 Review of GDP growth forecasts	

CEZ AS 470.00 -0.42 

Intraday 1W 1M 6M 1Y 3Y

Futures and Options

Related Futures 8

Related Options -

Details

2020/11/27 17:45:02

Price

1,372.02 EURDifference  0.22% (2.96)

General attributes

ISIN AT0000726476

Symbol -

Country Czech Republic

Security type Index

Instruments in index 28

Market data

Open 1,368.83 EUR

High 1,372.42 EUR

Low 1,361.05 EUR

Close (prev. day) 1,369.06 EUR

Trading volume (m) -

Volume (pcs) -

Performance and Risk

	6M	1Y	3Y
Perf (%)	+6.52%	-19.75%	-28.07%
Perf (abs.)	+84.00	-337.57	-535.44
Beta	-	-	-
Volatility	21.74	32.48	22.19






















Information about previous performance does not guarantee future performance.

Source: FactSet

Price data

Ø price 5 days Ø volume 5 days (pcs.)	1,368.65 EUR (0)
Ø price 30 days Ø volume 30 days (pcs.)	1,247.68 EUR (0)
Ø price 100 days Ø volume 100 days (pcs.)	1,270.59 EUR (0)
Ø price 250 days Ø volume 250 days (pcs.)	1,358.77 EUR (0)
YTD High date	1,770.57 EUR (2020/01/02)
YTD Low date	1,001.68 EUR (2020/03/19)
52 Weeks High date	1,770.57 EUR (2020/01/02)
52 Weeks Low date	1,001.68 EUR (2020/03/19)

Composition

Name  ISIN	Price	Diff %  Diff +/-	Performance 	Date Time	Turnover Pc.  Turnover Money 
4IG NYILVANOSAN MUKODO RE... HU0000167788	642.00	0.47% 3.00		20/11/27 17:19:59	137,766 87,974,442.00
ALLEGRO.EU SA LU2237380790	16.54	-4.67% -0.81		20/11/27 22:26:49	28,846 477,951.78
BANK PEKAO SA PLPEKAO00016	54.45	-% -		20/11/27 16:50:00	- -
BANK ZACHODNI WBK S.A. PLBZ00000044	395.55	-% -		20/11/27 16:50:00	- -
BIF HUF10(POST SUBD) HU0000167986	267.00	0.00% 0.00		20/11/27 17:20:00	4,860 1,283,380.00
CD PROJEKT SA PLN1.00 PLOPTTC00011	82.48	0.86% 0.70		20/11/27 21:59:22	8,114 650,219.78
CEZ AS CZ0005112300	470.00	-0.42% -2.00		20/11/27 16:25:29	168,075 79,187,549.50
DINO POLSKA SA PLN0.10 PLDINPL00011	77.50	-% -		20/11/27 16:50:00	- -
ERSTE GROUP BANK AG AT0000652011	653.00	1.62% 10.40		20/11/27 16:25:06	134,874 87,633,972.00
GEDEON RICHTER PLC HU0000123096	7,240.00	1.19% 85.00		20/11/27 17:20:00	226,768 1,642,445,265.00
GRAPHISOFT PARK SE HU0000083696	3,440.00	-1.43% -50.00		20/11/27 17:19:59	5,366 18,273,870.00
GRUPA LOTOS SA PLLOTOS00025	58.70	-% -		20/11/27 16:50:00	- -
KGHM POLSKA MIEDZ SA PLN1... PLKGHM000017	34.38	0.29% 0.10		20/11/27 19:30:57	- -
KOMERCNI BANKA CZ0008019106	588.00	1.73% 10.00		20/11/27 16:25:23	197,868 115,407,774.00
LPP SA PLN2.00 PLLPP0000011	9,010.00	-% -		20/11/27 16:50:00	- -
MAGYAR TELEKOM TELECOMMUN... HU0000073507	383.00	-1.29% -5.00		20/11/27 17:20:00	387,235 149,257,946.00
MOL HUNGARIAN OIL & GAS P... HU0000153937	2,084.00	1.66% 34.00		20/11/27 17:20:00	1,302,037 2,701,323,836.00
MONETA MONEY BANK A.S. CZ0008040318	68.00	0.00% 0.00		20/11/27 16:25:18	452,117 30,694,468.70
O2 CZECH REPUBLIC AS CZ0009093209	241.00	0.84% 2.00		20/11/27 16:25:21	24,645 5,921,065.00
OPUS GLOBAL HU0000110226	238.00	1.93% 4.50		20/11/27 17:20:00	499,347 118,468,013.00
OTP BANK PLC HU0000061726	11,960.00	0.17% 20.00		20/11/27 17:20:00	156,382 1,869,413,470.00
PHILIP MORRIS(CZ) CZK1000 CS0008418869	14,820.00	1.93% 280.00		20/11/27 16:25:13	501 7,347,380.00
PKN ORLEN SA PLPKN0000018	109.40	-% -		20/11/27 16:50:00	- -
POLSKIE GORNICTWO NAFTOWE... PLPGNIG00014	6.23	-% -		20/11/27 16:50:00	- -
POWSZECHNA KASA OSZCZED B... PLPKO0000016	22.59	-% -		20/11/27 16:50:00	- -

AUSTRIA CECE OVERALL(EUR)

POWSZECHNY ZAKLAD UBEZPIE... PLPZU0000011	42.09	-%	-	20/11/27 16:50:00	- -
STOCK SPIRITS GROUP PLC GB00BF5SDZ96	67.20	-1.18%	-0.80	20/11/27 16:12:18	39,333 2,635,268.90
VIENNA INSURANCE GROUP AT0000908504	19.64	0.72%	0.14	20/11/27 17:35:22	106,426 2,076,690.16