

AUSTRIA CECE OVERALL(EUR)

ISIN: AT0000726476 WKN: -

Overview

2020/10/23 17:45:02

Price

1,166.79 EUR

Difference  0.20% (2.36)








General attributes

ISIN	AT0000726476
Symbol	-
Country	Czech Republic
Instruments in index	29
Type of index	Performance Index
Security type	Index

Market data

Open	1,162.38 EUR
High	1,174.86 EUR
Low	1,161.23 EUR
Close (prev. day)	1,164.43 EUR
Trading volume (m)	-
Volume (pcs)	-

Top 5

Name 	Price	+ - (%) 	Trend 
ERSTE GROU...	18.34	+2.89 	
KOMERCNI B...	477.00	+1.92 	
4IG NYILVA...	558.00	+1.45 	
OPUS GLOBA...	220.00	+1.38 	
MONETA MON...	54.20	+1.12 	

Intraday 1W 1M 6M 1Y 3Y

Flop 5

Name 	Price	+ - (%) 	Trend 
STOCK SPIR...	230.00	-1.16 	
MAGYAR TEL...	347.50	-1.14 	
GRAPHISOFT...	3,380.00	-0.59 	
MOL	1,620.00	-0.55 	
HUNGAR...			
GEDEON RIC...	6,785.00	-0.37 	

5Y














Information about previous performance does not guarantee future performance.

Source: FactSet

Recent research

on market

Date	Headline	Download 
2020/10/23	 Pandemic development in focus	
2020/10/22	 CEE currencies also infected by COVID-19	
2020/10/19	 Hungarian central bank to decide on rates	
2020/10/19	 Central bank in Hungary, retail and industry in Po...	
2020/10/14	 CEE Special Should elevated inflation be of conc...	

Intraday	1W	1M	6M	1Y	3Y
----------	----	----	----	----	----

Futures and Options

Related Futures	8
Related Options	-

Details

2020/10/23 17:45:02

Price

1,166.79 EURDifference  0.20% (2.36)

General attributes

ISIN AT0000726476

Symbol -

Country Czech Republic

Security type Index

Instruments in index 29

Market data

Open 1,162.38 EUR

High 1,174.86 EUR

Low 1,161.23 EUR

Close (prev. day) 1,164.43 EUR

Trading volume (m) -

Volume (pcs) -

Performance and Risk

	6M	1Y	3Y
Perf (%)	+0.35%	-32.03%	-38.48%
Perf (abs.)	+4.12	-549.93	-729.85
Beta	-	-	-
Volatility	21.37	31.11	21.51



Information about previous performance does not guarantee future performance.

Source: FactSet

Price data

Ø price 5 days Ø volume 5 days (pcs.)	1,167.49 EUR (0)
Ø price 30 days Ø volume 30 days (pcs.)	1,203.81 EUR (0)
Ø price 100 days Ø volume 100 days (pcs.)	1,288.88 EUR (0)
Ø price 250 days Ø volume 250 days (pcs.)	1,405.23 EUR (0)
YTD High date	1,770.57 EUR (2020/01/02)
YTD Low date	1,001.68 EUR (2020/03/19)
52 Weeks High date	1,774.61 EUR (2019/11/07)
52 Weeks Low date	1,001.68 EUR (2020/03/19)

Composition

Name  ISIN	Price	Diff %  Diff +/-	Performance 	Date Time	Turnover Pc.  Turnover Money 
4IG NYILVANOSAN MUKODO RE... HU0000167788	558.00	1.45% 8.00		20/10/22 17:20:00	20,635 11,467,643.00
ALLEGRO.EU SA LU2237380790	19.55	2.09% 0.40		20/10/23 22:26:48	10,510 200,515.23
BANK PEKAO SA PLPEKAO00016	48.043	-11.77% -6.41		20/10/23 17:00:23	90,000 4,323,870.00
BANK ZACHODNI WBK S.A. PLBZ00000044	395.55	-% -		20/10/23 16:50:00	- -
BIF HUF10(POST SUBD) HU0000167986	240.00	0.00% 0.00		20/10/22 17:20:00	1,565 378,600.00
CD PROJEKT SA PLN1.00 PLOPTTC00011	78.70	-4.49% -3.70		20/10/23 21:35:43	5,697 448,754.58
CEZ AS CZ0005112300	439.50	-0.23% -1.00		20/10/23 16:25:01	246,702 108,973,554.50
DINO POLSKA SA PLN0.10 PLDINPL00011	77.50	-% -		20/10/23 16:50:00	- -
ERSTE GROUP BANK AG AT0000652011	494.70	2.89% 13.90		20/10/23 16:25:02	188,126 92,447,081.10
GEDEON RICHTER PLC HU0000123096	6,785.00	-0.37% -25.00		20/10/22 17:20:00	318,497 2,163,661,780.00
GRAPHISOFT PARK SE HU0000083696	3,380.00	-0.59% -20.00		20/10/22 17:20:00	110 371,800.00
GRUPA LOTOS SA PLLOTOS00025	58.70	-% -		20/10/23 16:50:00	- -
KGHM POLSKA MIEDZ SA PLN1... PLKGM000017	112.85	-% -		20/10/23 16:50:00	- -
KOMERCNI BANKA CZ0008019106	477.00	1.92% 9.00		20/10/23 16:25:17	322,359 153,538,445.00
LPP SA PLN2.00 PLLPP0000011	9,010.00	-% -		20/10/23 16:50:00	- -
MAGYAR TELEKOM TELECOMMUN... HU0000073507	347.50	-1.14% -4.00		20/10/22 17:20:00	1,096,449 381,338,885.00
MOL HUNGARIAN OIL & GAS P... HU0000153937	1,620.00	-0.55% -9.00		20/10/22 17:20:00	836,317 1,358,172,151.00
MONETA MONEY BANK A.S. CZ0008040318	54.20	1.12% 0.60		20/10/23 16:25:28	666,780 36,227,580.40
O2 CZECH REPUBLIC AS CZ0009093209	226.50	0.22% 0.50		20/10/23 16:25:03	40,512 9,122,813.00
OPUS GLOBAL HU0000110226	220.00	1.38% 3.00		20/10/22 17:20:00	161,809 35,124,950.00
OTP BANK PLC HU0000061726	10,070.00	0.30% 30.00		20/10/22 17:20:00	381,445 3,828,647,585.00
PHILIP MORRIS(CZ) CZK1000 CS0008418869	13,480.00	-0.15% -20.00		20/10/23 16:25:19	506 6,826,540.00
PKN ORLEN SA PLPKN0000018	109.40	-% -		20/10/23 16:50:00	- -
PLAY COMMUNICATIONS SA EU... LU1642887738	35.90	-% -		20/10/23 17:30:00	752,216 29,143,652.92
POLSKIE GORNICTWO NAFTOWE... PLPGNIG00014	6.23	-% -		20/10/23 16:50:00	- -

AUSTRIA CECE OVERALL(EUR)

POWSZECHNA KASA OSZCZED B... PLPKO0000016	22.59	-%	-	20/10/23 16:50:00	-
POWSZECHNY ZAKLAD UBEZPIE... PLPZU0000011	42.09	-%	-	20/10/23 16:50:00	-
STOCK SPIRITS GROUP PLC GB00BF5SDZ96	68.20	-1.16%	-0.80	20/10/23 13:00:00	1,175 80,381.40
VIENNA INSURANCE GROUP AT0000908504	18.40	-0.11%	-0.02	20/10/23 17:35:15	68,715 1,279,574.96