

## AUSTRIA CECE OVERALL(EUR)

ISIN: AT0000726476 WKN: -

## Overview

2020/10/23 17:45:02

Price

1,166.79 EUR

Difference  0.20% (2.36)













## General attributes

ISIN	AT0000726476
Symbol	-
Country	Czech Republic
Instruments in index	29
Type of index	Performance Index
Security type	Index

## Market data

Open	1,162.38 EUR
High	1,174.86 EUR
Low	1,161.23 EUR
Close (prev. day)	1,164.43 EUR
Trading volume (m)	-
Volume (pcs)	-

## Top 5

Name 	Price	+ - (%) 	Trend 
ERSTE GROU...	18.34	+2.89 	
KOMERCNI B...	477.00	+1.92 	
4IG NYILVA...	558.00	+1.45 	
OPUS GLOBA...	220.00	+1.38 	
MONETA MON...	54.20	+1.12 	

Intraday 1W 1M 6M 1Y 3Y

## Flop 5

Name 	Price	+ - (%) 	Trend 
STOCK SPIR...	230.00	-1.16 	
MAGYAR TEL...	347.50	-1.14 	
GRAPHISOFT...	3,380.00	-0.59 	
MOL	1,620.00	-0.55 	
HUNGAR...			
GEDEON RIC...	6,785.00	-0.37 	

5Y












Information about previous performance does not guarantee future performance.

Source: FactSet

## Recent research

## on market

Date	Headline	Download
2020/10/23	 Pandemic development in focus	
2020/10/22	 CEE currencies also infected by COVID-19	
2020/10/19	 Hungarian central bank to decide on rates	
2020/10/19	 Central bank in Hungary, retail and industry in Po...	
2020/10/14	 CEE Special   Should elevated inflation be of conc...	

Intraday	1W	1M	6M	1Y	3Y
----------	----	----	----	----	----

**Futures and Options**

Related Futures	8
Related Options	-

## Details

2020/10/23 17:45:02

## Price

**1,166.79** EURDifference  0.20% (2.36)

## General attributes

ISIN AT0000726476

Symbol -

Country Czech Republic

Security type Index

Instruments in index 29

## Market data

Open 1,162.38 EUR

High 1,174.86 EUR

Low 1,161.23 EUR

Close (prev. day) 1,164.43 EUR

Trading volume (m) -

Volume (pcs) -

## Performance and Risk

	6M	1Y	3Y
Perf (%)	+0.35%	-32.03%	-38.48%
Perf (abs.)	+4.12	-549.93	-729.85
Beta	-	-	-
Volatility	21.37	31.11	21.51



Information about previous performance does not guarantee future performance.

Source: FactSet

## Price data

Ø price 5 days   Ø volume 5 days (pcs.)	1,167.49 EUR (0)
Ø price 30 days   Ø volume 30 days (pcs.)	1,203.81 EUR (0)
Ø price 100 days   Ø volume 100 days (pcs.)	1,288.88 EUR (0)
Ø price 250 days   Ø volume 250 days (pcs.)	1,405.23 EUR (0)
YTD High   date	1,770.57 EUR (2020/01/02)
YTD Low   date	1,001.68 EUR (2020/03/19)
52 Weeks High   date	1,774.61 EUR (2019/11/07)
52 Weeks Low   date	1,001.68 EUR (2020/03/19)

## Composition

Name  ISIN	Price	Diff %  Diff +/-	Performance 	Date Time	Turnover Pc.  Turnover Money 
4IG NYILVANOSAN MUKODO RE... HU0000167788	558.00	1.45% 8.00		20/10/22 17:20:00	20,635 11,467,643.00
ALLEGRO.EU SA LU2237380790	19.55	2.09% 0.40		20/10/23 22:26:48	10,510 200,515.23
BANK PEKAO SA PLPEKAO00016	48.043	-11.77% -6.41		20/10/23 17:00:23	90,000 4,323,870.00
BANK ZACHODNI WBK S.A. PLBZ00000044	395.55	-% -		20/10/23 16:50:00	- -
BIF HUF10(POST SUBD) HU0000167986	240.00	0.00% 0.00		20/10/22 17:20:00	1,565 378,600.00
CD PROJEKT SA PLN1.00 PLOPTTC00011	78.70	-4.49% -3.70		20/10/23 21:35:43	5,697 448,754.58
CEZ AS CZ0005112300	439.50	-0.23% -1.00		20/10/23 16:25:01	246,702 108,973,554.50
DINO POLSKA SA PLN0.10 PLDINPL00011	77.50	-% -		20/10/23 16:50:00	- -
ERSTE GROUP BANK AG AT0000652011	494.70	2.89% 13.90		20/10/23 16:25:02	188,126 92,447,081.10
GEDEON RICHTER PLC HU0000123096	6,785.00	-0.37% -25.00		20/10/22 17:20:00	318,497 2,163,661,780.00
GRAPHISOFT PARK SE HU0000083696	3,380.00	-0.59% -20.00		20/10/22 17:20:00	110 371,800.00
GRUPA LOTOS SA PLLOTOS00025	58.70	-% -		20/10/23 16:50:00	- -
KGHM POLSKA MIEDZ SA PLN1... PLKGHM000017	112.85	-% -		20/10/23 16:50:00	- -
KOMERCNI BANKA CZ0008019106	477.00	1.92% 9.00		20/10/23 16:25:17	322,359 153,538,445.00
LPP SA PLN2.00 PLLPP0000011	9,010.00	-% -		20/10/23 16:50:00	- -
MAGYAR TELEKOM TELECOMMUN... HU0000073507	347.50	-1.14% -4.00		20/10/22 17:20:00	1,096,449 381,338,885.00
MOL HUNGARIAN OIL & GAS P... HU0000153937	1,620.00	-0.55% -9.00		20/10/22 17:20:00	836,317 1,358,172,151.00
MONETA MONEY BANK A.S. CZ0008040318	54.20	1.12% 0.60		20/10/23 16:25:28	666,780 36,227,580.40
O2 CZECH REPUBLIC AS CZ0009093209	226.50	0.22% 0.50		20/10/23 16:25:03	40,512 9,122,813.00
OPUS GLOBAL HU0000110226	220.00	1.38% 3.00		20/10/22 17:20:00	161,809 35,124,950.00
OTP BANK PLC HU0000061726	10,070.00	0.30% 30.00		20/10/22 17:20:00	381,445 3,828,647,585.00
PHILIP MORRIS(CZ) CZK1000 CS0008418869	13,480.00	-0.15% -20.00		20/10/23 16:25:19	506 6,826,540.00
PKN ORLEN SA PLPKN0000018	109.40	-% -		20/10/23 16:50:00	- -
PLAY COMMUNICATIONS SA EU... LU1642887738	35.90	-% -		20/10/23 17:30:00	752,216 29,143,652.92
POLSKIE GORNICTWO NAFTOWE... PLPGNIG00014	6.23	-% -		20/10/23 16:50:00	- -

## AUSTRIA CECE OVERALL(EUR)

POWSZECHNA KASA OSZCZED B... PLPKO0000016	22.59	-%	-	20/10/23 16:50:00	-
POWSZECHNY ZAKLAD UBEZPIE... PLPZU0000011	42.09	-%	-	20/10/23 16:50:00	-
STOCK SPIRITS GROUP PLC GB00BF5SDZ96	68.20	-1.16%	-0.80	20/10/23 13:00:00	1,175 80,381.40
VIENNA INSURANCE GROUP AT0000908504	18.40	-0.11%	-0.02	20/10/23 17:35:15	68,715 1,279,574.96