

AUSTRIA CECE OVERALL(EUR)

ISIN: **AT0000726476** WKN: -

Overview

2020/09/24 09:49:00

Price

1,186.24 EURDifference  -0.67% (-7.96)








General attributes

ISIN	AT0000726476
Symbol	-
Country	Czech Republic
Instruments in index	29
Type of index	Performance Index
Security type	Index

Market data


Open	1,192.57 EUR
High	1,192.57 EUR
Low	1,178.34 EUR
Close (prev. day)	1,194.20 EUR
Trading volume (m)	-
Volume (pcs)	-

Top 5

Name 	Price	+ - (%)	Trend 
GEDEON RIC...	6,840.00	+4.62	
STOCK SPIR...	198.00	+1.37	
OPUS GLOBA...	227.50	+0.87	
VIENNA INS...	20.55	+0.74	
4IG NYILVA...	619.00	+0.66	

Intraday **1W** 1M 6M 1Y 3Y

Flop 5

Name 	Price	+ - (%)	Trend 
ERSTE GROU...	18.08	-3.06	
KOMERCNI B...	487.00	-2.61	
MONETA MON...	50.80	-1.74	

5Y



Information about previous performance does not guarantee future performance.

Source: FactSet

Recent research

on market

Date	Headline	Download
2020/09/23	 CNB left rates stable	
2020/09/23	 Interest rates remain stable	
2020/09/22	 Global Strategy Q4 2020	
2020/09/22	 Global Strategy Q4 2020	
2020/09/21	 Hungarian and Czech central banks' meetings	

BIF HUF10(...) 234.00 -1.74 

GRAPHISOFT... 3,160.00 -1.25 

Intraday 1W 1M 6M 1Y 3Y

Futures and Options

Related Futures 8

Related Options -

Details

2020/09/24 09:49:00

Price

1,186.24 EURDifference  -0.67% (-7.96)

General attributes

ISIN AT0000726476

Symbol -

Country Czech Republic

Security type Index

Instruments in index 29

Market data

Open 1,192.57 EUR

High 1,192.57 EUR

Low 1,178.34 EUR

Close (prev. day) 1,194.20 EUR

Trading volume (m) -

Volume (pcs) -

Performance and Risk

	6M	1Y	3Y
Perf (%)	+15.04%	-27.11%	-35.85%
Perf (abs.)	+156.12	-444.16	-667.35
Beta	-	-	-
Volatility	26.43	30.94	21.37



Information about previous performance does not guarantee future performance.
Source: FactSet

Price data

Ø price 5 days Ø volume 5 days (pcs.)	1,219.78 EUR (0)
Ø price 30 days Ø volume 30 days (pcs.)	1,296.12 EUR (0)
Ø price 100 days Ø volume 100 days (pcs.)	1,301.58 EUR (0)
Ø price 250 days Ø volume 250 days (pcs.)	1,446.48 EUR (0)
YTD High date	1,770.57 EUR (2020/01/02)
YTD Low date	1,001.68 EUR (2020/03/19)
52 Weeks High date	1,774.61 EUR (2019/11/07)
52 Weeks Low date	1,001.68 EUR (2020/03/19)

Composition

Name  ISIN	Price	Diff %  Diff +/-	Performance 	Date Time	Turnover Pc.  Turnover Money 
4IG NYILVANOSAN MUKODO RE... HU0000167788	619.00	1.48% 9.00		20/09/24 09:38:14	36,478 22,458,590.00
BANK PEKAO SA PLPEKAO00016	54.45	-% -		20/09/24 09:07:14	- -
BANK ZACHODNI WBK S.A. PLBZ00000044	30.38	-1.62% -0.50		20/09/24 08:19:05	- -
BIF HUF10(POST SUBD) HU0000167986	234.00	3.54% 8.00		20/09/24 09:24:57	2,001 461,130.00
CD PROJEKT SA PLN1.00 PLOPTTC00011	90.50	1.64% 1.46		20/09/24 09:39:02	32 2,933.82
CENTRAL EUROPEAN MEDIA EN... BMG200452024	97.40	0.31% 0.30		20/09/23 16:19:27	124,633 12,127,381.00
CEZ AS CZ0005112300	439.00	-0.34% -1.50		20/09/24 09:45:28	18,767 8,244,247.50
DINO POLSKA SA PLN0.10 PLDINPL00011	49.82	2.55% 1.24		20/09/24 09:16:00	- -
ERSTE GROUP BANK AG AT0000652011	490.00	-1.01% -5.00		20/09/24 09:47:59	27,610 13,497,017.10
GEDEON RICHTER PLC HU0000123096	6,840.00	0.59% 40.00		20/09/24 09:47:50	24,302 165,085,055.00
GRAPHISOFT PARK SE HU0000083696	3,160.00	-1.25% -40.00		20/09/23 17:19:59	5,653 17,905,180.00
GRUPA LOTOS SA PLLOTOS00025	7.816	-0.96% -0.08		20/09/24 08:19:05	- -
KGHM POLSKA MIEDZ SA PLN1... PLKGHM000017	26.40	-0.41% -0.11		20/09/24 08:30:38	- -
KOMERCNI BANKA CZ0008019106	487.00	0.21% 1.00		20/09/24 09:47:42	15,598 7,615,436.00
LPP SA PLN2.00 PLLPP0000011	1,476.00	-1.73% -26.00		20/09/24 08:33:37	- -
MAGYAR TELEKOM TELECOMMUN... HU0000073507	365.00	-0.82% -3.00		20/09/24 09:34:10	30,205 10,987,704.00
MOL HUNGARIAN OIL & GAS P... HU0000153937	1,601.00	-1.05% -17.00		20/09/24 09:48:05	299,830 481,888,149.00
MONETA MONEY BANK A.S. CZ0008040318	50.80	0.00% 0.00		20/09/24 09:47:22	78,505 3,995,158.80
O2 CZECH REPUBLIC AS CZ0009093209	218.50	0.92% 2.00		20/09/24 09:43:05	521 113,282.00
OPUS GLOBAL HU0000110226	227.50	-1.94% -4.50		20/09/24 09:47:14	8,094 1,841,899.00
OTP BANK PLC HU0000061726	9,030.00	-0.55% -50.00		20/09/24 09:48:57	286,251 2,577,839,490.00
PHILIP MORRIS(CZ) CZK1000 CS0008418869	13,640.00	0.00% 0.00		20/09/24 09:25:55	17 231,980.00
PKN ORLEN SA PLPKN0000018	9.806	-4.19% -0.43		20/09/24 08:19:06	- -
PLAY COMMUNICATIONS SA EU... LU1642887738	8.10	-0.74% -0.06		20/09/24 08:19:03	- -
POLSKIE GORNICTWO NAFTOWE... PLPGNIG00014	0.9986	2.50% 0.02		20/09/24 08:19:05	- -

AUSTRIA CECE OVERALL(EUR)

POWSZECHNA KASA OSZCZED B... PLPKO0000016	22.59	-%	-	20/09/24 09:07:14	-
POWSZECHNY ZAKLAD UBEZPIE... PLPZU0000011	5.50	-%	-	20/09/24 08:31:40	-
STOCK SPIRITS GROUP PLC GB00BF5SDZ96	58.70	-1.01%	-0.60	20/09/24 09:33:13	474 27,881.10
VIENNA INSURANCE GROUP AT0000908504	20.55	0.00%	0.00	20/09/24 09:48:49	21,359 439,071.35