

## AUSTRIA CECE OVERALL(EUR)

ISIN: AT0000726476 WKN: -

## Overview

2020/05/25 16:56:30

Price

**1,221.86** EURDifference  0.85% (10.30)



## General attributes

ISIN	AT0000726476
Symbol	-
Country	Czech Republic
Instruments in index	28
Type of index	Performance Index
Security type	Index

## Market data



Open	1,212.01 EUR
High	1,224.99 EUR
Low	1,212.01 EUR
Close (prev. day)	1,211.56 EUR
Trading volume (m)	-
Volume (pcs)	-

## Top 5

Name 	Price	+ - (%)	Trend 
VIENNA INS...	18.22	+2.72	
MONETA MON...	49.50	+1.33	
CEZ AS	484.00	+1.26	
CENTRAL EU...	3.98	+1.22	
PHILIP MOR...	13,580.00	+0.89	

Intraday **1W** 1M 6M 1Y 3Y

## Flop 5

Name 	Price	+ - (%)	Trend 
RICHTER GE...	6,810.00	-2.59	
OPUS GLOBA...	268.00	-2.22	
MOL HUNGAR...	2,004.00	-1.96	

5Y



Information about previous performance does not guarantee future performance.


Source: FactSet

## Recent research

on market	Date	Headline	Download
	2020/05/20	 EP Infrastructure	
	2020/05/20	 EP Infrastructure	
	2020/05/18	 Lockdown weighed on 1Q20 growth	
	2020/05/18	 April's industry and retail in Poland	
	2020/05/15	 Czechia   Instant Comment	

AUSTRIA CECE OVERALL(EUR)

4IG NYILVA... 652.00 -1.65 

APPENNIN H... 371.00 -0.97 

Intraday 1W 1M 6M 1Y 3Y

**Futures and Options**

Related Futures 8

Related Options -

## Details

2020/05/25 16:56:30

## Price

**1,221.86** EURDifference  0.85% (10.30)

## General attributes

ISIN AT0000726476

Symbol -

Country Czech Republic

Security type Index

Instruments in index 28

## Market data

Open 1,212.01 EUR

High 1,224.99 EUR

Low 1,212.01 EUR

Close (prev. day) 1,211.56 EUR

Trading volume (m) -

Volume (pcs) -

## Performance and Risk

	6M	1Y	3Y
Perf (%)	-29.49%	-28.55%	-32.23%
Perf (abs.)	-506.73	-484.14	-576.30
Beta	-	-	-
Volatility	40.30	29.62	20.60












Information about previous performance does not guarantee future performance.  
Source: FactSet

## Price data

Ø price 5 days   Ø volume 5 days (pcs.)	1,214.77 EUR (0)
Ø price 30 days   Ø volume 30 days (pcs.)	1,181.47 EUR (0)
Ø price 100 days   Ø volume 100 days (pcs.)	1,405.78 EUR (0)
Ø price 250 days   Ø volume 250 days (pcs.)	1,579.26 EUR (0)
YTD High   date	1,770.57 EUR (2020/01/02)
YTD Low   date	1,001.68 EUR (2020/03/19)
52 Weeks High   date	1,786.86 EUR (2019/07/25)
52 Weeks Low   date	1,001.68 EUR (2020/03/19)

## Composition

Name  ISIN	Price	Diff %  Diff +/-	Performance 	Date Time	Turnover Pc.  Turnover Money 
4IG NYILVANOSAN MUKODO RE... HU0000167788	652.00	-0.76% -5.00		20/05/25 16:56:13	76,050 49,711,795.00
APPENNIN HLDGS HUF100 HU0000102132	371.00	3.49% 12.50		20/05/25 16:56:13	261,753 97,018,736.00
BANK PEKAO SA PLPEKAO00016	11.17	2.15% 0.24		20/05/25 16:28:14	400 4,606.00
BANK ZACHODNI WBK S.A. PLBZ00000044	33.10	3.44% 1.10		20/05/25 16:28:12	- -
CD PROJEKT SA PLN1.00 PLOPTTC00011	89.50	0.70% 0.62		20/05/25 16:55:38	1,676 148,542.40
CENTRAL EUROPEAN MEDIA EN... BMG200452024	99.80	1.22% 1.20		20/05/25 16:25:13	5,203 515,257.40
CEZ AS CZ0005112300	484.00	1.26% 6.00		20/05/25 16:25:06	117,789 56,553,982.00
DINO POLSKA SA PLN0.10 PLDINPL00011	77.50	-% -		20/05/22 16:50:00	- -
ERSTE GROUP BANK AG AT0000652011	494.00	-0.36% -1.80		20/05/25 16:25:26	186,008 91,537,894.10
GRUPA LOTOS SA PLLOTOS00025	12.805	0.83% 0.11		20/05/25 16:28:12	- -
KGHM POLSKA MIEDZ SA PLN1... PLKGHM000017	17.565	1.86% 0.32		20/05/25 16:28:14	- -
KOMERCNI BANKA CZ0008019106	501.00	0.00% 0.00		20/05/25 16:25:18	42,292 21,247,875.00
LPP SA PLN2.00 PLLPP0000011	1,364.00	0.81% 11.00		20/05/25 16:28:12	- -
MAGYAR TELEKOM TELECOMMUN... HU0000073507	390.00	1.56% 6.00		20/05/25 16:52:14	114,656 44,607,047.00
MOL HUNGARIAN OIL & GAS P... HU0000153937	2,004.00	0.20% 4.00		20/05/25 16:56:16	751,728 1,508,869,711.00
MONETA MONEY BANK A.S. CZ0008040318	49.50	1.33% 0.65		20/05/25 16:25:15	507,848 25,046,163.50
O2 CZECH REPUBLIC AS CZ0009093209	219.00	0.46% 1.00		20/05/25 16:25:06	16,666 3,708,314.00
OPUS GLOBAL HU0000110226	268.00	1.52% 4.00		20/05/25 16:56:13	327,247 87,967,094.00
OTP BANK PLC HU0000061726	9,720.00	0.00% 0.00		20/05/25 16:56:29	341,363 3,322,087,735.00
PGE POLSKA GRUPA ENERGETY... PLPGER000010	0.9036	3.15% 0.03		20/05/25 16:28:12	- -
PHILIP MORRIS(CZ) CZK1000 CS0008418869	13,580.00	0.89% 120.00		20/05/25 16:25:08	996 13,483,120.00
PKN ORLEN SA PLPKN0000018	13.88	-0.86% -0.12		20/05/25 16:28:14	- -
POLSKIE GORNICTWO NAFTOWE... PLPGNIG00014	0.8102	3.95% 0.03		20/05/25 16:28:13	- -
POWSZECHNA KASA OSZCZED B... PLPKO0000016	4.585	1.15% 0.05		20/05/25 16:28:14	- -
POWSZECHNY ZAKLAD UBEZPIE... PLPZU0000011	6.05	-% -		20/05/25 08:18:47	- -

## AUSTRIA CECE OVERALL(EUR)

RICHTER GEDEON VEGYE.GYÁR... HU0000123096	6,810.00	0.74% 50.00	█	20/05/25 16:52:54	120,944 826,638,935.00
STOCK SPIRITS GROUP PLC GB00BF5SDZ96	70.50	0.71% 0.50	█	20/05/25 16:19:55	90,242 6,362,105.70
VIENNA INSURANCE GROUP AT0000908504	18.22	0.44% 0.08	█	20/05/25 16:43:08	15,938 291,535.42