

AUSTRIA CECE OVERALL(EUR)

ISIN: AT0000726476 WKN: -

Overview

2020/04/02 17:45:02

Price

1,083.47 EURDifference  0.71% (7.64)

General attributes

ISIN	AT0000726476
Symbol	-
Country	Czech Republic
Instruments in index	28
Type of index	Performance Index
Security type	Index

Market data

Open	1,077.90 EUR
High	1,090.62 EUR
Low	1,063.07 EUR
Close (prev. day)	1,075.83 EUR
Trading volume (m)	-
Volume (pcs)	-

Top 5

Name 	Price	+ - (%)	Trend 
MOL HUNGAR...	2,000.00	+5.88	
APPENNIN H...	261.00	+5.67	
KOMERCNI B...	492.00	+2.93	
STOCK SPIR...	140.00	+2.90	
VIENNA INS...	17.42	+2.47	

Intraday **1W** 1M 6M 1Y 3Y

Flop 5

Name 	Price	+ - (%)	Trend 
RICHTER GE...	6,210.00	-2.66	
ERSTE GROU...	15.58	-2.13	
MAGYAR TEL...	355.00	-0.56	

5Y







Information about previous performance does not guarantee future performance.

Source: FactSet

Recent research

on market

Date	Headline	Download
2020/04/01	 Global Strategy Q2 2020	
2020/04/01	 Global Strategy Q2 2020	
2020/03/31	 Updates of all covered companies	
2020/03/31	 Updates zu allen gecoverten Unternehmen	
2020/03/30	 CEZ: First EBITDA increase in a decade, as expecte...	

AUSTRIA CECE OVERALL(EUR)

4IG NYILVA... 399.00 -0.50 ↘

OTP BANK P... 8,815.00 -0.28 ↘

Intraday 1W 1M 6M 1Y 3Y

Futures and Options

Related Futures 8

Related Options -

Details

2020/04/02 17:45:02

Price

1,083.47 EURDifference  0.71% (7.64)

General attributes

ISIN AT0000726476

Symbol -

Country Czech Republic

Security type Index

Instruments in index 28

Market data

Open 1,077.90 EUR

High 1,090.62 EUR

Low 1,063.07 EUR

Close (prev. day) 1,075.83 EUR

Trading volume (m) -

Volume (pcs) -

Performance and Risk

	6M	1Y	3Y
Perf (%)	-32.16%	-39.76%	-33.53%
Perf (abs.)	-513.74	-715.26	-546.49
Beta	-	-	-
Volatility	36.06	27.13	19.52

5Y



Information about previous performance does not guarantee future performance.
Source: FactSet

Price data

Ø price 5 days Ø volume 5 days (pcs.)	1,089.02 EUR (0)
Ø price 30 days Ø volume 30 days (pcs.)	1,274.37 EUR (0)
Ø price 100 days Ø volume 100 days (pcs.)	1,582.46 EUR (0)
Ø price 250 days Ø volume 250 days (pcs.)	1,656.32 EUR (0)
YTD High date	1,770.57 EUR (2020/01/02)
YTD Low date	1,001.68 EUR (2020/03/19)
52 Weeks High date	1,855.55 EUR (2019/04/17)
52 Weeks Low date	1,001.68 EUR (2020/03/19)

Composition

Name  ISIN	Price	Diff %  Diff +/-	Performance 	Date Time	Turnover Pc.  Turnover Money 
4IG NYILVANOSAN MUKODO RE... HU0000167788	399.00	-0.50% -2.00		20/04/02 17:20:03	391,467 156,185,021.00
APPENNIN HLDGS HUF100 HU0000102132	261.00	5.67% 14.00		20/04/02 17:20:03	152,190 40,410,649.00
BANK PEKAO SA PLPEKAO00016	11.355	-2.41% -0.28		20/04/02 16:55:22	- -
BANK ZACHODNI WBK S.A. PLBZ00000044	33.00	-6.52% -2.30		20/04/02 16:55:22	- -
CD PROJEKT SA PLN1.00 PLOPTTC00011	65.50	1.58% 1.02		20/04/02 19:41:05	388 24,286.40
CENTRAL EUROPEAN MEDIA EN... BMG200452024	74.50	-0.13% -0.10		20/04/02 16:04:52	33,477 2,494,629.40
CEZ AS CZ0005112300	405.00	1.25% 5.00		20/04/02 16:25:14	252,256 102,102,524.50
DINO POLSKA SA PLN0.10 PLDINPL00011	77.50	-% -		20/04/02 16:50:00	- -
ERSTE GROUP BANK AG AT0000652011	436.90	-2.13% -9.50		20/04/02 16:25:28	392,224 172,438,238.20
GRUPA LOTOS SA PLLOTOS00025	12.125	4.80% 0.56		20/04/02 17:35:03	200 2,410.50
KGHM POLSKA MIEDZ SA PLN1... PLKGHM000017	112.85	-% -		20/04/02 16:50:00	- -
KOMERCNI BANKA CZ0008019106	492.00	2.93% 14.00		20/04/02 16:25:29	194,586 93,847,213.50
LPP SA PLN2.00 PLLPP0000011	1,014.00	-4.97% -53.00		20/04/02 16:55:23	- -
MAGYAR TELEKOM TELECOMMUN... HU0000073507	355.00	-0.56% -2.00		20/04/02 17:20:03	435,308 155,633,611.00
MOL HUNGARIAN OIL & GAS P... HU0000153937	2,000.00	5.88% 111.00		20/04/02 17:20:03	1,577,845 3,066,067,369.00
MONETA MONEY BANK A.S. CZ0008040318	51.70	1.77% 0.90		20/04/02 16:25:15	897,729 46,328,134.60
O2 CZECH REPUBLIC AS CZ0009093209	225.50	2.04% 4.50		20/04/02 16:25:18	257,396 57,769,618.00
OPUS GLOBAL HU0000110226	184.40	0.33% 0.60		20/04/02 17:20:03	814,452 151,682,231.00
OTP BANK PLC HU0000061726	8,815.00	-0.28% -25.00		20/04/02 17:20:03	1,354,377 11,784,154,070.00
PGE POLSKA GRUPA ENERGETY... PLPGER000010	0.828	4.23% 0.03		20/04/02 16:55:22	- -
PHILIP MORRIS(CZ) CZK1000 CS0008418869	13,500.00	1.96% 260.00		20/04/02 16:25:21	836 11,187,500.00
PKN ORLEN SA PLPKN0000018	13.695	16.11% 1.90		20/04/02 19:18:40	71 972.35
POLSKIE GORNICTWO NAFTOWE... PLPGNIG00014	0.6878	0.67% 0.00		20/04/02 16:55:23	- -
POWSZECHNA KASA OSZCZED B... PLPKO0000016	4.579	-2.07% -0.10		20/04/02 16:55:22	- -
POWSZECHNY ZAKLAD UBEZPIE... PLPZU0000011	5.898	-7.26% -0.46		20/04/02 16:55:22	- -

AUSTRIA CECE OVERALL(EUR)

RICHTER GEDEON VEGYE.GYÁR... HU0000123096	6,210.00	-2.66% -170.00		20/04/02 17:20:03	535,076 3,355,194,155.00
STOCK SPIRITS GROUP PLC GB00BF5SDZ96	49.60	2.90% 1.40	■	20/04/02 16:25:16	40,633 1,962,832.45
VIENNA INSURANCE GROUP AT0000908504	17.42	2.47% 0.42	■	20/04/02 17:35:03	44,042 760,946.32