

SBERBANK OF RUSSIA SPON

ISIN: **US80585Y3080** WKN:
B5SC091

Overview

2020/05/29 17:35:27

Price
11.30 USD

Difference  -3.00% (-0.35)

General attributes

ISIN	US80585Y3080
Symbol	SBER
Exchange	London Stock Exchange
Currency	USD
Sector	Financial
Security type	Stock
Market cap (m)	55,539 EUR
Benchmark	RTS INDEX USD

Market data

Bid (Bid size)	11.365 USD (619)
Ask (Ask size)	11.385 USD (3,125)
Open	11.645 USD
High	11.645 USD
Low	11.25 USD
Close (prev. day)	11.65 USD
VWAP	11.376619 USD
Volume (pcs)	8,924,086
Trading volume	101,525,928.40
Number of trades	10,030
Last size	-

Futures and Options










Related Futures	21
Related Options	-

5Y



Information about previous performance does not guarantee future performance.
Source: FactSet

Recent research

on sector		on market	
Date		Headline	Download
2020/05/29		Global Equity Ratings	
2020/05/29		Globale Aktienempfehlungen	
2020/05/22		Equity Weekly	
2020/05/15		Equity Weekly	
2020/05/14		Global Equity Ratings	

Details

2020/05/29 17:35:27

Price

11.30 USD

Difference ▼ -3.00% (-0.35)

General attributes

ISIN	US80585Y3080
Symbol	SBER
Exchange	London Stock Exchange
Currency	USD
Sector	Financial
Security type	Stock
Market cap (m)	55,539 EUR
Benchmark	RTS INDEX USD

Market data

Bid (Bid size)	11.365 USD (619)
Ask (Ask size)	11.385 USD (3,125)
Open	11.645 USD
High	11.645 USD
Low	11.25 USD
Close (prev. day)	11.65 USD
VWAP	11.376619 USD
Volume (pcs)	8,924,086
Trading volume	101,525,928.40
Number of trades	10,030
Last size	-

Performance and Risk

	6M	1Y	3Y
Perf (%)	-22.76%	-22.34%	-3.17%
Perf (abs.)	-3.33	-3.25	-0.37
Beta	1.14	1.13	1.30
Volatility	64.33	48.15	42.56

5Y



Information about previous performance does not guarantee future performance.
Source: FactSet

Price data

Ø price 5 days Ø volume 5 days (pcs.)	11.11 USD (7,206,527)
Ø price 30 days Ø volume 30 days (pcs.)	10.45 USD (4,519,255)
Ø price 100 days Ø volume 100 days (pcs.)	12.75 USD (5,384,377)
Ø price 250 days Ø volume 250 days (pcs.)	14.00 USD (3,830,382)
YTD High date	17.59 USD (2020/01/22)
YTD Low date	8.58 USD (2020/03/18)
52 Weeks High date	17.59 USD (2020/01/22)
52 Weeks Low date	8.58 USD (2020/03/18)

Arbitrage views

Exchange	Date	Time	Price	Trading volume (mio.)	Number of trades
Xetra	2020/05/29	17:35	10.23 EUR	0.02	7
Vienna Stock Exchange	2020/05/29	09:05	10.41 EUR	0.00	3
Tradegate	2020/06/01	08:00	10.435 EUR	0.00	1
Stuttgart	2020/05/29	15:07	10.195 EUR	0.03	8
Munich	2020/05/29	14:47	10.22 EUR	0.00	2

	29					
London Stock Exchange	2020/05/29	17:35	11.30 USD	101.53		10,030
Frankfurt	2020/05/29	10:05	10.25 EUR	0.00		4
FINRA other OTC Issues	2020/05/29	21:59	11.44 USD	5.31		508
Duesseldorf	2020/05/29	19:50	10.14 EUR	0.00		8
Berlin	2020/05/29	15:59	10.165 EUR	0.00		3

Company profile

Company Logo



Company Profile

-

Contact Details

SBERBANK ROSSII OAO

--

Vavilova Street 19 117997 Moscow

Telefon: +7 495 957 5862

Fax: +7 495 957 5731

E-mail: ir@sbrf.ru