

AUSTRIA ATX REAL ESTATE

ISIN: **AT0000803226** WKN: -

Overview

2023/03/30 13:52:13

Price

262.94 EURDifference  1.66% (4.29)

General attributes

| | |
|----------------------|--------------|
| ISIN | AT0000803226 |
| Symbol | IAX |
| Country | Austria |
| Instruments in index | 5 |
| Type of index | Price Index |
| Security type | Index |

Top 5

| Name | Price | + - (%) | Trend |
|---------------|-------|---------|-------------------------------------------------------------------------------------|
| IMMOFINANZ... | 11.69 | +3.27 |  |
| CA IMMOBIL... | 24.35 | +2.53 |  |
| S IMMO AG | 13.26 | +1.22 |  |

Intraday 1W 1M 6M 1Y 3Y

Flop 5

| Name | Price | + - (%) | Trend |
|---------------|-------|---------|-------------------------------------------------------------------------------------|
| UBM DEVELO... | 26.20 | -0.38 |  |

Intraday 1W 1M 6M 1Y 3Y



More information on countries & regions

[➤ Markets by Region](#)

Erste Group related products on underlying

| Product type | # products |
|----------------------------------|------------|
| Index/Participation Certificates | 1 |
| Turbos | 3 |



Information about previous performance does not guarantee future performance.

Source: FactSet

Recent research

| on market | Date | Headline | Download |
|-----------|------------|-------------------------------------------------------------------------------------------------------------------------------------------|---------------------------------------------------------------------------------------|
| | 2023/03/29 |  Credit Markets Weekly |  |
| | 2023/03/29 |  Credit Markets Weekly (DE) |  |
| | 2023/03/29 |  HYPO NOE Landesbank für Niederoesterreich und Wien... |  |
| | 2023/03/28 |  Global Equity Ratings |  |
| | 2023/03/28 |  Aktienempfehlungen Global |  |

Details

2023/03/30 13:52:13

Price

262.94 EUR

Difference



1.66% (4.29)

General attributes

ISIN AT0000803226

Symbol IAX

Country Austria

Security type Index

Instruments in index 5

Market data

Open 259.06 EUR

High 265.06 EUR

Low 259.06 EUR

Close (prev. day) 258.65 EUR

Trading volume (m) -

Volume (pcs) -

Performance and Risk

| | 6M | 1Y | 3Y |
|-------------|---------|---------|---------|
| Perf (%) | -18.36% | -34.42% | -13.99% |
| Perf (abs.) | -58.17 | -135.77 | -42.06 |
| Beta | - | - | - |
| Volatility | 20.05 | 17.29 | 19.02 |

5Y



Information about previous performance does not guarantee future performance.

Source: FactSet










Price data

| | |
|---------------------------------------------|-------------------------|
| Ø price 5 days Ø volume 5 days (pcs.) | 259.16 EUR (0) |
| Ø price 30 days Ø volume 30 days (pcs.) | 278.99 EUR (0) |
| Ø price 100 days Ø volume 100 days (pcs.) | 285.51 EUR (0) |
| Ø price 250 days Ø volume 250 days (pcs.) | 329.05 EUR (0) |
| YTD High date | 297.60 EUR (2023/02/16) |
| YTD Low date | 252.41 EUR (2023/03/27) |
| 52 Weeks High date | 404.56 EUR (2022/05/18) |
| 52 Weeks Low date | 252.12 EUR (2022/12/29) |

Erste Group related products on underlying

| Product type | # products |
|----------------------------------|------------|
| Index/Participation Certificates | 1 |
| Turbos | 3 |

Composition

| Name  ISIN | Price | Diff %  Diff +/- | Performance  | Date Time | Turnover Pc.  Turnover Money  |
|------------------------------------------------------------------------------------------------|-------|------------------------------------------------------------------------------------------------------|------------------------------------------------------------------------------------------------|----------------------|--------------------------------------------------------------------------------------------------------------------------------------------------------------------------------------------------------|
| CA IMMOBILIEN ANLAGEN AG AT0000641352 | 24.35 | 2.53% 0.60 |  | 23/03/30 13:52:13 | 38,719 942,850.75 |
| IMMOFINANZ AG AT0000A21KS2 | 11.69 | 3.27% 0.37 |  | 23/03/30 13:51:13 | 37,123 431,232.43 |
| S IMMO AG AT0000652250 | 13.26 | 1.22% 0.16 |  | 23/03/30 13:44:48 | 4,775 64,756.72 |
| UBM DEVELOPMENT AG AT0000815402 | 26.20 | -0.38% -0.10 |  | 23/03/30 12:47:30 | 1,172 30,917.40 |
| WARIMPEX FINANZ UND BETEI... AT0000827209 | 0.66 | 0.00% 0.00 | | 23/03/30 09:44:16 | 310 197.40 |