

AUSTRIA ATX REAL ESTATE

ISIN: **AT0000803226** WKN: -

Overview

2023/01/31 13:46:12

Price

285.36 EUR

Difference  -0.02% (-0.06)

General attributes

ISIN	AT0000803226
Symbol	IAX
Country	Austria
Instruments in index	5
Type of index	Price Index
Security type	Index

Top 5

Name	Price	+ - (%)	Trend
UBM DEVELO...	29.80	+0.34	
S IMMO AG	13.10	+0.31	

Intraday 1W 1M 6M 1Y 3Y

Flop 5

Name	Price	+ - (%)	Trend
CA IMMOBIL...	28.70	-0.69	
IMMOFINANZ...	12.45	-0.08	

Intraday 1W 1M 6M 1Y 3Y



More information on countries & regions

[➤ Markets by Region](#)

Erste Group related products on underlying

Product type

products

Index/Participation Certificates

1

Turbos

3



Information about previous performance does not guarantee future performance.
Source: FactSet

Recent research

on market		
Date	Headline	Download
2023/01/30	 Global Equity Ratings	
2023/01/30	 Aktienempfehlungen Global	
2023/01/30	 Wie entscheiden EZB und US Fed?	
2023/01/27	 Equity Weekly	
2023/01/27	 Week Ahead	

Details

2023/01/31 13:46:12

Price

285.36 EUR

Difference

**-0.02%** (-0.06)

General attributes

ISIN AT0000803226

Symbol IAX

Country Austria

Security type Index

Instruments in index 5

Market data

Open 284.97 EUR

High 286.81 EUR

Low 283.86 EUR

Close (prev. day) 285.42 EUR

Trading volume (m) -

Volume (pcs) -

Performance and Risk

	6M	1Y	3Y
Perf (%)	-20.03%	-29.65%	-36.74%
Perf (abs.)	-71.49	-120.32	-165.78
Beta	-	-	-
Volatility	18.69	17.97	25.20

5Y



Information about previous performance does not guarantee future performance.

Source: FactSet





Price data

Ø price 5 days Ø volume 5 days (pcs.)	286.10 EUR (0)
Ø price 30 days Ø volume 30 days (pcs.)	270.45 EUR (0)
Ø price 100 days Ø volume 100 days (pcs.)	305.38 EUR (0)
Ø price 250 days Ø volume 250 days (pcs.)	347.74 EUR (0)
YTD High date	289.84 EUR (2023/01/27)
YTD Low date	259.39 EUR (2023/01/02)
52 Weeks High date	413.87 EUR (2022/02/09)
52 Weeks Low date	252.12 EUR (2022/12/29)

Erste Group related products on underlying

Product type	# products
Index/Participation Certificates	1
Turbos	3

Composition

Name  ISIN	Price	Diff %  Diff +/-	Performance 	Date Time	Turnover Pc.  Turnover Money 
CA IMMOBILIEN ANLAGEN AG AT0000641352	28.70	-0.69% -0.20		23/01/31 13:46:12	17,327 497,199.05
IMMOFINANZ AG AT0000A21KS2	12.45	-0.08% -0.01		23/01/31 13:24:36	71,950 888,125.14
S IMMO AG AT0000652250	13.10	0.31% 0.04		23/01/31 13:43:00	893 11,815.58
UBM DEVELOPMENT AG AT0000815402	29.80	0.34% 0.10		23/01/31 12:39:51	1,443 43,116.40
WARIMPEX FINANZ UND BETEI... AT0000827209	0.72	0.00% 0.00		23/01/31 13:41:45	1,600 1,152.00